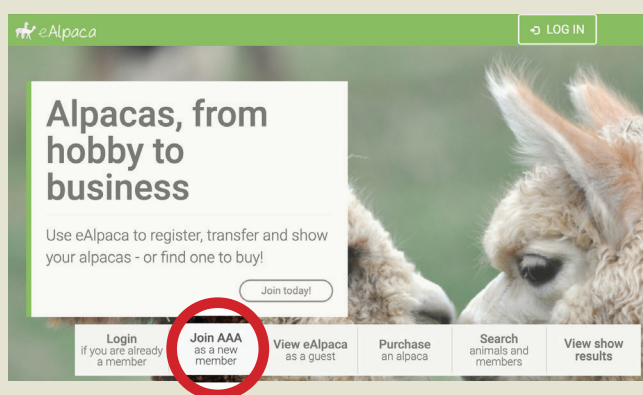


Melbourne Royal Alpaca & Alpaca Fleece Competition

HOW TO ENTER AS A GUEST

If you are not currently a member of the Australian Alpaca Association and wish to enter allowed sections and/or classes, you must first register as a guest member. Guest access is free of charge.

1. Go to the [eAlpaca home page](#)
> Click **Join AAA as a new Member**

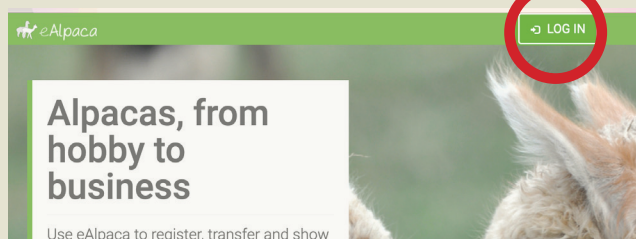


2. Register as a member
> **Select Guest**
> Enter your details and choose a password

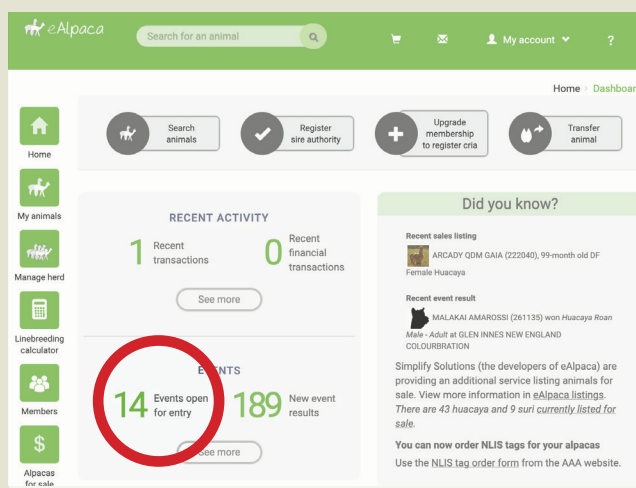
The screenshot shows the 'Member registration' page, specifically 'Step 1 of 4: Membership details'. It contains a note about the membership year and a table of membership types. The 'Guest' option is circled in red.

Membership type	Summary of Rights	Votes	Annual fee
<input type="radio"/> Joint	All member rights, 2-4 members (2 votes)	2	\$275
<input type="radio"/> Full	All member rights (1 vote)	1	\$250
<input type="radio"/> Overseas	Member info and meetings; no animals or show entries (cannot vote)	0	\$105
<input type="radio"/> Youth Educational	All member rights (cannot vote)	0	\$50
<input type="radio"/> Associate	Most member rights; cannot register cria or issue sire authorities (cannot vote)	0	\$50
<input type="radio"/> Family member	Most member rights; cannot register cria or issue sire authorities (cannot vote)	0	\$0
<input checked="" type="radio"/> Guest	Guest access; view-only access to search animals and pedigrees	0	\$0

3. Return to the [eAlpaca home page](#)
> **Log in** using your email and password



4. You will automatically be taken to your Dashboard
> **Select Events open for entry**



- > **Select the Melbourne Royal event you want to enter**

The screenshot shows the 'Upcoming events' table. The 'Melbourne Royal Show' row is circled in red.

Event name	Event location	Type	Event date	Entry close date
Perth Royal Show 2024	Claremont Showgrounds	Age Championship	21/09/2024 - 23/09/2024	06/08/2024
Melbourne Royal Show	Melbourne Showgrounds	Colour Championship	11/09/2024 - 11/09/2024	30/07/2024

4. Enter sections and/or classes
> Sections and classes will be available for you to enter. Note that they will **not** necessarily be in the same order as they appear in the Schedule, so select carefully.