



MELBOURNE
ROYAL

ART, CRAFT & COOKERY
COMPETITION

2026 **Schedule**

The 2026 Melbourne Royal Art, Craft & Cookery Competition. *Celebrating* community, passion and agriculture.




Offering almost 450 classes, exhibitors can explore their imagination across a diverse range of disciplines, catering for the novice through to the master.

From traditional handmade lace to contemporary photography, more than 900 exhibitors showcase their skills; bringing ideas to life, to take their place in one of the biggest exhibitions of Australia's creativity.

Contents

Supporter List	4
How to use the Schedule	5
The Popular Choice Award	9
Committee Creative Commendation Awards	9
Spread the Warmth With Kogo	10
Have a Go	11
Art Competition	12
Photography Competition	13
Craft Competition	14
Cookery Competition	27
Celebrating the Country Women's Association	33
Confectionery Competition	34
Decorated Cake Competition	35
Preserves Competition	38
People with Disability Competition	42
Schools and Youth Competition	43
Victorian Agricultural Shows (VAS) Ltd State Final	54
Office Bearers	55

Supporter List



Ann Marston & Anne-Marie Primmer
 Australasian Porcelain Art
 Teachers (Vic) Inc
 Australian Sewing Guild
 Bette's China
 Cake Decorators Association of
 Victoria, Westgate Branch

Christina Despoteris OAM
 Diana Gibson AO
 Edward and Keith Troutbeck
 In Memory of Joy Johnson
 McRobert Family
 Ramona Barry

Rutherford Fine Leather
 Binding Pty Ltd
 Mrs Margaret Hyde
 The Society of Folk & Decorative
 Artists of Victoria Inc
 The Tatters' Guild of Australia
 (Victorian Branch) Inc
 Victorian Agricultural Shows Ltd

How to use the *Schedule*

Welcome to the Schedule for the 2026 Melbourne Royal Art, Craft and Cookery Competition. This guide is designed to help you prepare and submit your entries successfully. Please read all instructions carefully to ensure your work meets the competition guidelines and is therefore eligible to be judged and displayed.

Terminology

Exhibit – The item entered (e.g., painting, cake).

Exhibitor – You! The person entering an exhibit.

Class – The specific category (e.g., JNR5 for GRADE 2 painting).

Section – A group of related classes (e.g., Crochet: CRA19–CRA28).

Entry requirements

Each entry must adhere to specific requirements, i.e. size.

Details are at the start of each section in the schedule. Some classes also include specific requirements that are listed beneath the class title. Please read both carefully to ensure your entry meets all criteria.

Entries that do not comply with the stated guidelines may not be judged or displayed.

By completing the entry form, the exhibitor declares they have the legal rights to present the work and its content.

Eligibility

Eligibility is determined by class type. Unless otherwise specified, classes are considered Open.

Novice – For exhibitors with less than two years of experience and who have never placed 1st in the section of entry. Entrants must not work professionally in the craft, art form, or technique.

Open – Open to all skill levels, from beginners to experienced amateurs and skilled artisans who have not yet qualified for Masters.

Masters – For exhibitors who have previously won a 1st prize in Open classes at any Royal Show or have been invited by special invitation. Recognises mastery and excellence in the field.

Schools & Youth – Restricted to students and young exhibitors, with eligibility determined by school year level.

Art and craft sales

Open Class Art, Photography and Craft Exhibits can be made available for sale during show. To list your item, indicate so on the form when completing your entry.

This will incur a non-refundable \$20 handling and administration fee per item.

Sales incur a 35% royalty fee; please ensure you include this in your calculation when indicating a listing price.

See our Special Regulations on the Art, Craft & Cookery website for further information.

How to use the Schedule

Blue ribbon awards

There are two different types of blue-ribbon awards up for grabs in the Melbourne Royal Art Craft and Cookery Exhibition: Best in Show and Most Successful.

Best Exhibit/Best in Show

Recognises the finest exhibit in each subsection. Winners progress (e.g., Best Cake → Best in Show Cookery → Grand Culinary Champion).

Most Successful

Awarded based on multiple entries. Points are awarded based on results: three points for 1st place, two points for 2nd place, and one point for 3rd place. In the event of a tie, a count-back will determine the winner.

Entry terms

All entries must abide by the Melbourne Royal General Regulations, and the Melbourne Royal Art, Craft and Cookery Special Regulations. These can be found online at www.melbournroyal.com.au/art-craft-cookery/competition-info

Entry process

Once you've reviewed the schedule and chosen a category to enter, visit our website to [register your entry](#).

After you have registered and paid for your entry, you will receive a confirmation email with a barcode to attach to your work.

Entries close on **Wednesday 19 August 2026**.

Delivery of exhibits

Delivery in person

All exhibits are to be delivered to the Melbourne Showgrounds on the following dates:

- **Art, Photography, Craft, Decorated Cakes & Cupcakes, Preserves:**
Tuesday 8 September 2026, 12pm – 7pm
- **Cookery, Confectionery & Preserves:**
Saturday 19 September 2026, 9am – 12pm

All registered exhibitors will receive a delivery guide closer to these dates with instructions on how to enter the showgrounds and locate the Makers Pavilion.

Delivery via courier or post

Please send all postal entries to:

Art, Craft & Cookery
Melbourne Showgrounds
Gate 5, Langs Road
Ascot Vale
VIC 3032

Parcels must arrive by **Friday 28 August 2026**.

Please note: Food items sent in via post will not be accepted (with the exception of fruitcakes and preserves).

Late postal deliveries will not be granted entry into the competition and will not be refunded. When sending exhibits, please use registered post and retain your tracking number. Melbourne Royal is not responsible for items lost in transit.

Display

If the number of exhibits exceeds the space available, Melbourne Royal reserves the right to display a selection of exhibits. All exhibits will remain on site for the duration of the Show.



How to use the Schedule

Collection of exhibits

Collection dates

All exhibits and prize cards are to be collected on Tuesday 6 October 2026, 12pm – 7pm from the below address:

Makers Pavilion
Melbourne Showgrounds
Langs Road, Ascot Vale
VIC 3032

After this time Melbourne Royal will dispose of any remaining exhibits.

Perishable exhibits

Preserves, fruit cakes, puddings, decorated cakes/ cupcakes, and preserves may be collected. However, these items have been judged and on show for over 11 days and have not been stored under ideal temperature conditions. Acceptance and use of returned items under these conditions is the responsibility of the exhibitor.

All food items, including decorated cakes, will be disposed of immediately following close of Pavilion on Tuesday 6 October 2026.

Return by post or courier

- Dispatch details must be completed as part of the entry form at the time of entry.
- All postage fees must be paid in full to ensure entry is returned by post.
- Handling fee (non-refundable): \$30 for the first item and \$5 per item thereafter, inclusive of postage and packaging costs.
- Only payment by Visa or Mastercard accepted.
- Stamps and pre-paid packaging are not acceptable.
- Items must be able to fit in a large parcel post bag.
- Large or heavy items must be collected.
- Perishable items cannot be returned via post, including fruitcakes and puddings.
- No decorated cakes or preserves will be returned by post or courier.




LESS TRAVEL, MORE FUN

STAY AND PARK WITH EASE



Enjoy secure on-site parking and rest nearby in well-appointed rooms with blackout curtains and soundproofing for a restful night's sleep. Ease into your morning with breakfast and coffee options, take advantage of a 12pm late checkout, and stay energised with our 24-hour gym. Plus, you're just moments from shopping, fresh food, and local cafés.

 HYATT PLACE™

Melbourne Essendon Fields

1 English Street, Essendon Fields
Melbourne, VIC 3041, Australia
Tel: +61 3 9190 1234
Email: essendonfields.place@hyatt.com

BOOK NOW



OFFICIAL ACCOMMODATION PARTNER OF
MELBOURNE ROYAL SHOW

The Popular Choice *Award*

PCA1S – THE POPULAR CHOICE AWARD

Best Exhibit as voted by Show Patrons. Open to all Art, Craft, & Decorated Cake classes.

PCA2S – THE POPULAR CHOICE AWARD, SHOW PATRON

Prize randomly chosen and given to a Show Patron who has participated in the voting of The Popular Choice Award.

Committee Creative Commendation *Awards*

Committee Creative Commendations are presented by the Melbourne Royal Art, Craft, and Cookery Committee to honour exhibits that showcase exceptional creativity and embody the spirit of our community. These commendations recognise items that, while they may not conform to traditional standards, demonstrate outstanding originality and artistic expression.

CCC1S – COMMITTEE CREATIVE COMMENDATION

Spread the Warmth With *Kogo*

KOGO (Knit One, Give One) is a registered charity that enhances social inclusion through volunteering and providing hand knitted items of warmth and comfort to the most vulnerable and disadvantaged in our community. Learn more about their mission to ‘Spread the Warmth’ at kogo.org.au.

All exhibits entered in these classes will be donated to KOGO to assist them in their mission to ‘Spread the Warmth’ and therefore are not able to be returned to the exhibitor.

Entry fees

Entry for KOGO classes is free. Exhibitors may donate as many squares or toys as desired but must complete an individual entry for each exhibit.

KOGO exhibit guidelines

All items must be made from all new materials, come from a smoke-free environment, and not contain any animal or pet hair. No attached embellishments, eyes, etc. that may present a choking risk can be used.

Judging criteria will include the usual standards of construction, tensions where applicable, appropriateness of yarns, originality and finishing plus the suitability of the exhibit.

KOG1 – SQUARES FOR KOGO

Knit or crochet creative and colourful squares measuring 20cm x 20cm that can be assembled by volunteers to make blankets for those in need.

KOG2 – CUDDLY TOYS FOR KOGO

Knit or crochet a soft toy for a child in need. Toys need to be safe for all, using stitching or embroidery rather than buttons or embellishments to ensure they are safe for any young child.

Have a Go

This section is designed to encourage newcomers to try their hand at exhibiting for the first time. Whether you've recently discovered a new hobby or mastered a beginner's skill, this is your chance to showcase your talent and creativity in a supportive environment.

Entry fees

\$10 Member, \$10 Non Member

Have a Go exhibit entry guidelines

Open to exhibitors who have never entered the Melbourne Royal Show Art, Craft & Cookery Competition before. Eligibility will be verified, and entries found to breach this rule will not be judged.

HAV1 – FIRST TIME CRAFTS

Submit a handmade item using any material or technique. Judging will focus on skill development and creative expression.

HAV2 – FIRST TIME BAKING

Share a recipe that's new to you but has quickly become a favourite in your kitchen. Any tin, shape, or flavour is welcome, and your entry can be iced or uniced. Entries should be displayed on a disposable base (e.g. cake board or plate). Include a short description (on a plain piece of paper) telling us how you discovered this recipe and how long you've been baking.

Important: No fresh cream or perishable ingredients are allowed. Entries will be judged on taste and presentation.

HAV3 – FIRST TIME PRESERVES

Have you tried your hand at making preserves? Enter your favourite homemade jam, jelly, marmalade, chutney, relish, or sauce. Exhibits must be presented in a clean, plain glass jar (approximately 250g). Jars should be labelled with the flavour and date. Ensure the exhibit ticket and label are displayed on the same face, with an additional ticket placed on the jar lid for identification purposes.

On delivery day, please bring cellophane covers and rubber bands to attach after removing the lids. A designated space will be available for this process. Take your lids home with you after delivery.

Art Competition

The Art section celebrates creativity, originality, and technical skill across various mediums. Entries will be judged on composition, technique, artistic expression and overall presentation. Works should demonstrate a strong understanding of form, colour, and concept, with attention to detail and craftsmanship. Judges will consider both traditional and contemporary approaches, with an emphasis on creativity and execution.

Entry fees

\$22 Member, \$29 Non Member

Art exhibit entry guidelines

- Exhibitors may enter a maximum of 3 entries in this section.
- Melbourne Royal will endeavour to hang all entries; however, limited wall space is available and may impact the ability to display all pieces.
- All artworks must be the exhibitor's original work and presented ready for display.
- No sets allowed unless specified otherwise.
- QR codes are not permitted

AWARDS

ART1S – BEST IN SHOW ART

Eligible Classes: ART2 – ART9

PRIZE: 1ST \$1,000 SUPPORTED BY **DIANA GIBSON AO**

2D ARTWORK

Any medium, including mixed media unless specified. Size is not to exceed 100cmx100xcm including frame.

ART2 – FIGURATIVE 2D ARTWORK

May include human or animal forms.

PRIZE: 1ST \$200, 2ND \$100, 3RD \$50 SUPPORTED BY **DIANA GIBSON AO**

ART3 – STILL LIFE 2D ARTWORK

PRIZE: 1ST \$200, 2ND \$100, 3RD \$50 SUPPORTED BY **DIANA GIBSON AO**

ART4 – RURAL, URBANSCAPE OR SEASCAPE 2D ARTWORK

PRIZE: 1ST \$200, 2ND \$100, 3RD \$50 SUPPORTED BY **DIANA GIBSON AO**

ART5 – ABSTRACT 2D ARTWORK

PRIZE: 1ST \$200, 2ND \$100, 3RD \$50 SUPPORTED BY **DIANA GIBSON AO**

ART6 – PRINTMAKING – RELIEF PRINTING

Print making on paper using any relief method (woodcut, linocut, wood engraving). Prints must be suitably framed to be hung.

PRIZE: 1ST \$200, 2ND \$100, 3RD \$50 SUPPORTED BY **DIANA GIBSON AO**

ART7 – SHADES OF RED CHALLENGE **NEW!**

Get inspired by the Shades of Red Challenge and create a piece of artwork using any medium influenced by the colour red!

PRIZE: 1ST \$200, 2ND \$100, 3RD \$50 SUPPORTED BY **DIANA GIBSON AO**

3D ARTWORK

Size is not to exceed 50cm in any direction including any plinths or supports.

ART8 – SMALL SCULPTURAL WORK

PRIZE: 1ST \$200, 2ND \$100, 3RD \$50 SUPPORTED BY **DIANA GIBSON AO**

ART9 – MOSAIC

Tesserae can be ceramic, stone, glass or non-traditional material. Does not include sticker mosaic kits.

PRIZE: 1ST \$200, 2ND \$100, 3RD \$50 SUPPORTED BY **DIANA GIBSON AO**



Photography Competition

Capture a moment, tell a story, or showcase a unique perspective—this section celebrates the art of photography in all its forms. From striking landscapes to powerful portraits, each image should demonstrate creativity, technical skill, and a keen eye for composition. Whether you're freezing action, playing with light and shadow, or exploring abstract concepts, let your photos speak for themselves. Judging will focus on originality, technique, and overall impact.

Entry fees

\$18 Member, \$23 Non Member

Photography exhibit guidelines

- Unless stated, all submissions may be in either colour or black and white.
- Submissions are to be presented on mount board, not framed.
- Image must be printed on either matt or gloss photography paper.
- Photos must not exceed 40cm x 50cm (16" x 20") including mount board.
- For privacy reasons, exhibitors of photographs depicting persons must be able to prove the permission of the person, if required.
- Maximum of 4 entries per class by an individual exhibitor in this section.
- No sets allowed unless otherwise specified.

PHY1S – BEST IN SHOW PHOTOGRAPHY

Eligible Classes: PHY2 – PHY7

PHY2 – PORTRAIT – PEOPLE

PHY3 – PORTRAIT – ANIMAL

PHY4 – ARCHITECTURE / CONSTRUCTION

PHY5 – NATURAL ENVIRONMENT

PHY6 – EXPERIMENTAL PHOTOGRAPHY

PHY7 – LET ME TAKE A CELL-FIE CHALLENGE

Submit a photograph taken entirely with your mobile phone. Your subject can be anything, from people and nature to architecture or everyday objects. Show us work so impressive that it could be mistaken for a professional camera shot.



Craft Competition

The Craft section showcases skill, creativity and attention to detail across a diverse range of techniques and materials. Entries will be judged on craftsmanship, design, originality and overall presentation. Judges will assess the quality of construction, finishing and creativity in execution. Whether traditional or contemporary, each piece should demonstrate a high level of skill and artistic expression.

Entry fees

\$15 Member, \$20 Non Member

Craft exhibit guidelines

- All exhibits must be the exhibitor's original work and presented ready for display.
- There is no limit on the number of entries per class unless stated.
- No sets allowed unless specified otherwise.

AWARDS

CRA1S – FLORENCE MONOD MEMORIAL AWARD AND BEST IN SHOW CRAFT

Awarded in pursuit of excellence and selected from the Best Exhibit in each craft class, in memory of the long and dedicated voluntary service of Mrs. Florence Monod (1888–1948) as Head Stewardess of this competition from 1933 until her passing in 1948. Mrs. Monod's leadership of the stewardesses, including coordinating schedules, managing entries and judges, and ensuring the smooth running of the competition, left a lasting legacy.

Eligible Classes: CRA7S, CRA12S, CRA16S, CRA19S, CRA29S, CRA38S, CRA41S, CRA52S, CRA56S, CRA63S, CRA71S, CRA77S, CRA82S, CRA88S, CRA92S, CRA97S, CRA109S, CRA116S

CRA2S – MOST SUCCESSFUL EXHIBITOR – CRAFT

Eligible Classes: CRA3 – CRA6, CRA8 – CRA11, CRA13 – CRA15, CRA17, CRA18, CRA20 – CRA28, CRA30 – CRA37, CRA39, CRA40, CRA42 – CRA51, CRA53 – CRA55, CRA57 – CRA62, CRA64 – CRA70, CRA73 – CRA76, CRA78 – CRA81, CRA83 – CRA87, CRA89 – CRA91, CRA93 – CRA96, CRA98 – CRA108, CRA110 – CRA115, CRA117 – CRA122

CREATIVE CHALLENGES

The Creative Challenge section changes each year, offering unique and exciting projects that don't fit into traditional categories. These challenges encourage exhibitors to think outside the box and explore different materials and techniques. Kit or project pieces will not be accepted.

CRA3 – RE-IMAGINE A BOOK

Take your favourite book or series and give it a creative makeover! Design and craft a new cover—whether by rebinding, painting, bedazzling, or completely transforming it into a work of art. Your submission should retain the original book's structure while showcasing your artistic interpretation of its story, themes, or significance. Entries will be judged on creativity, craftsmanship and originality.

CRA4 – MINIATURE SCENE IN A JAR

Capture an entire world inside a glass jar! Using any materials or techniques, craft a small-scale scene reflecting a theme of your choice—whether it's a whimsical fantasy land, a lush natural landscape or a historical moment in time. Submissions will be judged on detail, creativity and how effectively they bring their chosen theme to life.

CRA5 – CALLIGRAPHY QUOTE CHALLENGE

NEW!

Create a calligraphy piece featuring a favourite short quote, phrase, or saying. Use any lettering style and materials to showcase decorative writing as the central feature of your work.

Craft Competition

CRA6 – SCARECROW CRAFT CHALLENGE

NEW!

Create a fun, creative or quirky scarecrow using any materials (excluding perishable goods). Bring your character to life with clever details and charm. Maximum height 1.8m. All scarecrows must be self supporting with a strong support base that is detachable.

Note: Selected scarecrows will be displayed in the Poultry Pavilion during the Melbourne Royal Show.

BEADING AND JEWELLERY

Highlight craftsmanship and creativity through intricate beadwork or handcrafted jewellery, judged on technique, design and overall aesthetic appeal.

CRA7S – BEST BEADING OR JEWELLERY

Eligible Classes: CRA8 – CRA11

CRA8 – BEADING (NON-JEWELLERY)

A non-jewellery beaded item made using, but not exclusively from, wirework, polymer clay or handmade beads. Exhibits can be a single item, or items in a matching theme/set. The design must be original and made solely by the exhibitor.

PRIZE: 1ST \$50 SUPPORTED BY **BEAD SOCIETY OF VICTORIA**



Bead Society of Victoria
FOR ALL AUSTRALIAN BEADERS

CRA9 – BEADED JEWELLERY

Create a single piece, pair or set of beaded jewellery. The design must be original and made solely by the exhibitor.

PRIZE: 1ST \$50 SUPPORTED BY **BEAD SOCIETY OF VICTORIA**



Bead Society of Victoria
FOR ALL AUSTRALIAN BEADERS

CRA10 – JEWELLERY (NON-BEADED)

Create a single piece, pair or set of handcrafted jewellery using any material or technique. For example (but not limited to): silver, resin, papercraft, crochet, ceramics, felting, leather, textiles.

CRA11 – BEADED HEADBAND CHALLENGE

NEW!

Create a beaded headband featuring intricate beadwork, embellishments, and delicate detailing.

BOOKBINDING

These classes celebrate the art of hand bookbinding using traditional tools and techniques. Unless stated, computer-generated graphics and machine-cut materials are not permitted. Exhibits will be judged on their originality and creativity in design and materials, their artistic expression and conceptual impact and the quality of construction and execution.

CRA12S – BEST BOOK BINDING

Eligible Classes: CRA13 – CRA15

PRIZE: 1ST \$200 SUPPORTED BY **LEFFLER**



CRA13 – DESIGNER, FINE, AND TRADITIONAL BINDING

This category focuses on bindings that elevate the book's presentation through high-quality materials, artistic design, and thoughtful execution. Entries must include a printed text block, with the binding and/or decorative cover reflecting the content in a meaningful way. Traditional hand-bound books using historically accurate techniques, including Western, Coptic, Islamic, or Asian styles, are also welcome. All entries will be judged on craftsmanship, creativity, and, where applicable, adherence to traditional methods.

PRIZE: 1ST \$100 SUPPORTED BY **RUTHERFORD FINE LEATHER BINDING PTY LTD**

CRA14 – ART BINDING

This class highlights artistic and experimental approaches to bookbinding. Entries may explore unconventional structures, materials, and themes. The book's core does not need to contain a printed text block but should demonstrate artistic intent and craftsmanship. Maximum size: A3.

PRIZE: 1ST \$100 SUPPORTED BY **BOOKBINDING VICTORIA**




Craft Competition

CRA15 – CREATIVE BINDING

Get creative with your binding using any medium including computer-generated graphics and machine-cut materials.

PRIZE: 1ST \$100 SUPPORTED BY **BOOKBINDING VICTORIA**



CERAMICS

This section showcases the art of ceramics, celebrating both hand-built and wheel-thrown techniques. Entries may be functional or decorative and must be crafted by the exhibitor. All works must be fired (commercial firing permitted). Size Restriction: Entries must not exceed 35cm in any direction.

CRA16S – BEST CERAMICS

Eligible Classes: CRA17, CRA18

CRA17 – CERAMICS – HAND BUILT

This class is for ceramic pieces formed by hand using techniques such as coiling, slab-building, pinching, or sculpting. Pieces may be functional, such as vases, bowls or plates, or artistic, including sculptures and decorative forms. Surface decoration techniques, including carving, glazing, and painting, are encouraged. Entries will be judged on their creativity and originality of design, the quality of the hand-building technique and form, the effectiveness of surface treatments and finishing, and the overall structural integrity and craftsmanship.

CRA18 – CERAMICS – WHEEL THROWN

This class is for ceramic pieces created using a pottery wheel. Entries may include bowls, vases, mugs, or other thrown forms, with a focus on technical skill, consistency, and refinement of shape. Pieces may also incorporate surface decoration such as carving, glazing, or slip trailing. Judging will be based on technical proficiency in wheel-throwing, the symmetry, balance, and proportion of the form, the quality of surface treatment and glazing, and the overall craftsmanship and finish.

CROCHET



Exhibits will be judged based on technique, adherence to the category requirements, overall appearance and creativity. Attention to detail, neatness, and originality will also be considered. Each entry will be assessed on the complexity of the design, the quality of the crochet work, and how well it reflects the category's theme or challenge.

CRA19S – BEST CROCHET

Eligible Classes: CRA20 – CRA28

PRIZE: 1ST GIFT PARCEL VALUE \$200 SUPPORTED BY **CROCHET GUILD AUSTRALIA**

NOVICE



CRA20 – NOVICE CROCHET HOMEWARES

This class is for homeware items made with crochet, such as cushions, cosies, washcloths, knee rugs, or fun food.

PRIZE: 1ST GIFT PARCEL VALUE \$50 SUPPORTED BY **CROCHET GUILD AUSTRALIA**

CRA21 – NOVICE CROCHET GARMENT **NEW!**

This category is for a wearable crochet article, either for a child or adult. Examples include jumpers, shrugs, wraps, dresses, or shawls.

PRIZE: 1ST GIFT PARCEL VALUE \$50 SUPPORTED BY **CROCHET GUILD AUSTRALIA**

OPEN



CRA22 – CROCHET HOMEWARES

This category is for homeware items made with crochet, excluding rugs. Examples include cushions, cosies, or fun food.

PRIZE: 1ST GIFT PARCEL VALUE \$100 SUPPORTED BY **CROCHET GUILD AUSTRALIA**



Craft Competition

CRA23 – CROCHET ACCESSORIES

For crochet accessories excluding rugs. Examples include mittens, beanies, socks, hats, scarves or bags.

PRIZE: 1ST GIFT PARCEL VALUE \$100 SUPPORTED BY **CROCHET GUILD AUSTRALIA**

CRA24 – CROCHET RUGS

This category is for crochet rugs of any design. Rugs must not exceed 125cm x 125cm in size.

PRIZE: 1ST GIFT PARCEL VALUE \$100 SUPPORTED BY **CROCHET GUILD AUSTRALIA**

CRA25 – CROCHET DOILY

This class focuses on crochet doilies made with cotton or linen thread. The doily must not exceed 30cm in diameter. A sample of the yarn used, along with the ball labels, must be submitted with the entry. Exhibitors must mount doilies and small pieces of crochet on firm cardboard at the top only for judging and display. No mount may exceed 40cm.

PRIZE: 1ST GIFT PARCEL VALUE \$100 SUPPORTED BY **CROCHET GUILD AUSTRALIA**

CRA26 – CROCHET BABY WEAR

This class includes garments, outfits, or shawls made for babies from birth to 18 months old.

PRIZE: 1ST GIFT PARCEL VALUE \$100 SUPPORTED BY **CROCHET GUILD AUSTRALIA**

CRA27 – CROCHET GARMENT

This category is for a wearable crochet article, either for a child or adult. Examples include jumpers, shrugs, wraps, dresses, or shawls.

PRIZE: 1ST GIFT PARCEL VALUE \$100 SUPPORTED BY **CROCHET GUILD AUSTRALIA**

CRA28 – SCRAP YARN CHALLENGE

A crochet project made using at least three different leftover yarns, focusing on creative colour and texture combinations. Maximum weight of each yarn should be no more than 20g.

PRIZE: 1ST GIFT PARCEL VALUE \$100 SUPPORTED BY **CROCHET GUILD AUSTRALIA**

EMBROIDERY

Embroidery is the art of decorating fabric using a needle and thread or yarn. This craft includes various techniques such as cross-stitch, surface stitching, thread painting, and metal thread embroidery, transforming fabric into intricate works of art. Entries will be judged on overall appearance, creativity, technique, attention to detail, and adherence to category requirements. The quality of stitching, precision, and originality of the design will also be assessed. Framed works must not exceed 100cm x 100cm and must be presented ready to hang. Needlepoint canvas work should be entered in the Needlework Tapestry section.

CRA29S – BEST EMBROIDERY

Eligible Classes: CRA30 – CRA37

PRIZE: 1ST TROPHY SUPPORTED BY **CHRISTINA DESPOTERIS OAM**

PRIZE: 1ST \$500 SUPPORTED BY **THE EMBROIDERERS GUILD, VICTORIA**



NOVICE



CRA30 – NOVICE CROSS STITCH ON AIDA CLOTH

For beginner-level cross-stitch work on Aida cloth. Judged on technique, design, and creativity.

PRIZE: 1ST 18 MONTH MEMBERSHIP VALUE \$202 SUPPORTED BY **THE EMBROIDERERS GUILD, VICTORIA**

CRA31 – NOVICE EMBROIDERY

For novice embroiderers using any other techniques such as surface embroidery or embroidery on non-Aida cloth. Judged on overall design and craftsmanship.

PRIZE: 1ST 18 MONTH MEMBERSHIP VALUE \$202 SUPPORTED BY **THE EMBROIDERERS GUILD, VICTORIA**



Craft Competition

OPEN



CRA32 – CROSS STITCH ON AIDA CLOTH

A cross-stitch piece using Aida cloth.

PRIZE: 1ST \$100 SUPPORTED BY **CHRISTINA DESPOTERIS OAM**

PRIZE: 1ST 18 MONTH MEMBERSHIP VALUE \$202 SUPPORTED BY **THE EMBROIDERERS GUILD, VICTORIA**

CRA33 – SURFACE STITCH EMBROIDERY

Entries using surface stitch techniques such as satin stitch, French knots, and other decorative embroidery stitches.

PRIZE: 1ST \$100 SUPPORTED BY **CHRISTINA DESPOTERIS OAM**

PRIZE: 1ST 18 MONTH MEMBERSHIP VALUE \$202 SUPPORTED BY **THE EMBROIDERERS GUILD, VICTORIA**

CRA34 – CROSS STITCH ON ANY EVEN WEAVE FABRIC

A cross-stitch piece created on any even weave fabric excluding Aida cloth, allowing for more detailed and intricate designs.

PRIZE: 1ST \$100 SUPPORTED BY **CHRISTINA DESPOTERIS OAM**

PRIZE: 1ST 18 MONTH MEMBERSHIP VALUE \$202 SUPPORTED BY **THE EMBROIDERERS GUILD, VICTORIA**

CRA35 – METAL THREAD EMBROIDERY

Embroidery using metal threads such as gold or silver.

PRIZE: 1ST 18 MONTH MEMBERSHIP VALUE \$202 SUPPORTED BY **THE EMBROIDERERS GUILD, VICTORIA**

CRA36 – ANY OTHER EMBROIDERY TECHNIQUE

For entries in other embroidery techniques not listed above. This can include but is not limited to, crewel work, stump work, or any unique embroidery style.

PRIZE: 1ST 18 MONTH MEMBERSHIP VALUE \$202 SUPPORTED BY **THE EMBROIDERERS GUILD, VICTORIA**

CRA37 – SCARLET STITCHES CHALLENGE

NEW!

Celebrate the beauty and energy of the colour red in your embroidery. Draw inspiration from red fruits, flowers, or animals, letting rich crimson, ruby, and scarlet tones bring your design to life. Your piece can be bright and bold or feature earthy, warm shades of red. Use colour to convey vibrancy, warmth and mood.

PRIZE: 1ST 18 MONTH MEMBERSHIP SUPPORTED BY **THE EMBROIDERERS GUILD, VICTORIA**

FOLK ART

Create a piece using any base material, showcasing traditional or contemporary folk art techniques. Maximum base size: 76cm x 122cm. Please provide approximate dimensions in the exhibit description on the entry form. Entries must be easily handled by one person, with hanging devices included where appropriate. Judging will consider technique, creativity, and overall presentation.

CRA38S – BEST FOLK ART

Eligible Classes: CRA39, CRA40

PRIZE: 1ST ONE YEAR'S MEMBERSHIP VALUE \$50 SUPPORTED BY **THE SOCIETY OF FOLK & DECORATIVE ARTISTS OF VICTORIA INC**

CRA39 – DECORATIVE PAINTING

Includes decorative painting techniques on various surfaces. Entries may feature Christmas, Australian, or other thematic designs.

CRA40 – TRADITIONAL DECORATIVE PAINTING

For entries that reflect traditional decorative painting styles, such as rosemåling, tole painting, Bauernmalerei, or other cultural techniques.

KNITTING

Unless otherwise stated, all knitting must be done by hand with hand-worked seams where applicable, using natural or manmade fibres. Edging may be crocheted. Judging will assess craftsmanship, technique, and overall presentation.

CRA41S – BEST KNITTING

Eligible Classes: CRA42 – CRA51

NOVICE

CRA42 – NOVICE KNITTED GARMENT

A wearable hand-knitted garment for a child or adult. Examples include jumpers, skirts, vests, shrugs, and shawls.

CRA43 – NOVICE KNITTED ACCESSORIES

Hand-knitted accessories, such as bags, scarves, beanies, mittens, or gloves.



Craft Competition

OPEN

CRA44 – HAND-KNITTED BABY WEAR

A hand-knitted garment or outfit for a baby from birth to 18 months old.

CRA45 – HAND-KNITTED GARMENT

A wearable hand-knitted item for a child or adult, excluding shawls. Examples include jumpers, skirts, cardigans, or shrugs. A sample of the yarn used, along with the ball labels, must be submitted with the entry.

CRA46 – HAND-KNITTED SHAWL

A hand-knitted shawl for a child or adult. A sample of the yarn used, along with the ball labels, must be submitted with the entry.

CRA47 – HAND-KNITTED ACCESSORIES

Hand-knitted accessories, such as bags, scarves, beanies, mittens, or gloves.

CRA48 – HAND-KNITTED HOMEWARES

Hand-knitted home decor items, such as cosies, cushions, knee rugs, or novelty knitted items.

CRA49 – HAND KNITTED SOCKS

A pair of hand-knitted socks. Any size, style, or technique may be used.

CRA50 – MACHINE KNITTED ITEM

Any item created using machine knitting techniques.

PRIZE: 1ST \$100 SUPPORTED BY MACHINE KNITTERS ASSOCIATION OF VICTORIA INC



CRA51 – FOREST FABLES CHALLENGE **NEW!**

Create a hand knitted item that captures the charm, magic, and whimsy of an enchanted forest. Draw inspiration from woodland animals with a magical twist, such as talking foxes, glittering owls, mossy hedgehogs, or a creation entirely from your imagination.

LACE MAKING

Entries will be judged on overall appearance, technique, creativity, and finishing details. Unframed entries must be displayed on a board, attached only at the top to allow judges to view the back of the work. The board must be no more than 3cm larger than the lace piece. Decorative elements such as ribbons, braids, buttons, or beads are permitted. Please indicate if the design is original.

CRA52S – BEST LACE

Eligible Classes: CRA53 – CRA55

CRA53 – TATTING

Handmade lace using the tatting technique, which may include rings, chains, and picots.

PRIZE: 1ST MEDALLION SUPPORTED BY THE TATTERS' GUILD OF AUSTRALIA (VICTORIAN BRANCH) INC

CRA54 – BOBBIN LACE

A piece of lace created using traditional bobbin lace techniques.

CRA55 – WEARABLE LACE

A wearable item incorporating lace techniques. Examples include brooches, necklaces, earrings, chokers, or gloves. Use of alternative materials (e.g., wire, paper yarns) is encouraged.

Craft Competition

LEATHERWORK



Entries will be judged on craftsmanship, design, technique, functionality, and finishing details. Hand-stitched and machine-stitched items will be judged separately. Entries are not to exceed 45cm in any direction unless stated.

CRA56S – BEST LEATHERWORK

Eligible Classes: CRA57 – CRA62

PRIZE: 1ST \$200 SUPPORTED BY LEFFLER

CRA57 – SMALL LEATHERWORK ARTICLE

A small, handcrafted leather item such as a wallet, key holder, or case. May include tooling, carving, or stamping. Must not exceed 20cm in any direction.

PRIZE: 1ST \$100 SUPPORTED BY LEFFLER

CRA58 – WEARABLE LEATHERWORK ARTICLE

A functional leather accessory, including footwear, belts, gloves, or other wearable items. Items may exceed the 45cm size limit as reasonable for wearability.

PRIZE: 1ST \$100 SUPPORTED BY LEFFLER

CRA59 – HANDSTITCHED LEATHERWORK BAG

A leather bag constructed entirely by hand-stitching. May be plain or decorated with tooling, embossing, or other embellishments.

PRIZE: 1ST \$100 SUPPORTED BY LEFFLER

CRA60 – MACHINED LEATHERWORK BAG

A leather bag constructed using machine stitching. May be plain or decorated, showcasing precision and finishing techniques.

PRIZE: 1ST \$100 SUPPORTED BY LEFFLER

CRA61 – PLAITED LEATHERWORK ARTICLE

An item that demonstrates traditional or contemporary leather plaiting techniques, such as whips, belts, or decorative braiding.

PRIZE: 1ST \$100 SUPPORTED BY LEFFLER

CRA62 – INNOVATIVE LEATHERWORK

A creative or experimental leatherwork piece that pushes boundaries through technique, material combination, or unique design.

PRIZE: 1ST \$100 SUPPORTED BY LEFFLER

MILLINERY

Entries will be judged on craftsmanship, design, wearability, and overall aesthetic appeal. Hats will be tried on as part of the judging process. Please ensure linings do not restrict head size. Indicate the front of the article with a blank label or tag inside the crown. No maker or identification labels are to be attached.

CRA63S – BEST MILLINERY

Eligible Classes: CRA64 – CRA69

OPEN

CRA64 – WINTER MILLINERY

A handmade hat or headpiece suitable for winter, using any method or materials.

CRA65 – FORMAL HEADWEAR

A special occasion handmade hat or headpiece, designed for formal events.

CRA66 – SPRING MILLINERY

A handmade hat or headpiece suitable for spring, using any method or materials.

CRA67 – MILLINERY TRIM

A handmade millinery trim using any method or materials. For example: silk flowers, feather work, sculptural trim.

CRA68 – MINIATURE MILLINERY CHALLENGE

NEW!

Design a tiny, detailed hat or headpiece that packs a punch in creativity and craftsmanship despite its small size.

PRIZE: 1ST \$100 SUPPORTED BY MILLINERY AUSTRALIA



Craft Competition

MASTERS



THE MILLINERY ASSOCIATION
OF AUSTRALIA INC

CRA69 – MASTERS MILLINERY

For experienced milliners meeting the Art Craft and Cookery Masters sections criteria, demonstrating exceptional craftsmanship and innovation.

PRIZE: 1ST \$100 SUPPORTED BY **MILLINERY AUSTRALIA**

NEW! **MISCELLANEOUS CRAFT**

This category celebrates creativity that defies labels. It provides a space for unique, innovative, or unusual handmade items that don't fit into any other section of the competition. Exhibitors may use a wide range of materials and techniques for their entry. Kit or project based items will not be accepted.

CRA70 – MISCELLANEOUS CRAFT

Must be able to be easily handled by one person.

NEEDLEWORK TAPESTRY



Pre-worked canvases requiring background working only are not eligible. Must be on canvas, cotton, silk, congress cloth or plastic, using needlepoint stitches. Aida cloth is not acceptable in this section. Framed works must be presented ready to hang. Size must not exceed 100cm x 100cm. Judicious use of beading allowed. Please note base material on entry.

CRA71S – JOY POTTER MEMORIAL AWARD FOR BEST NEEDLEWORK TAPESTRY

Eligible Classes: CRA73 – CRA76

PRIZE: 1ST \$200 SUPPORTED BY **THE NEEDLEWORK
TAPESTRY GUILD OF VICTORIA INC**

OPEN



CRA72S – ALAN BARRINGER MEMORIAL AWARD FOR BEST OPEN TAPESTRY FEATURING TEXTURE EFFECT TOP STITCHES

Eligible Classes: CRA73 – CRA76

PRIZE: 1ST \$200 SUPPORTED BY **THE NEEDLEWORK
TAPESTRY GUILD OF VICTORIA INC**

CRA73 – OPEN PICTURE IN ANY STITCH OR COMBINATION OF STITCHES

A needlework tapestry picture using a variety of stitches or stitch combinations to create texture and detail. Must not be predominantly tent/continental stitches.

PRIZE: 1ST \$50 SUPPORTED BY **THE NEEDLEWORK
TAPESTRY GUILD OF VICTORIA INC**



Craft Competition

CRA74 – OPEN ARTICLE IN ANY STITCH OR COMBINATION OF STITCHES

A functional or decorative needlework tapestry item, such as a cushion, bag, or ornament, using any combination of stitches. Must not be predominantly tent/continental stitches.

PRIZE: 1ST \$50 SUPPORTED BY **THE NEEDLEWORK TAPESTRY GUILD OF VICTORIA INC**

CRA75 – OPEN PICTURE OR ARTICLE IN TENT/ CONTINENTAL STITCH

A tapestry picture or item worked primarily in tent, petit point, or gros point stitches. May include judicious use of other techniques to enhance design.

PRIZE: 1ST \$50 SUPPORTED BY **THE NEEDLEWORK TAPESTRY GUILD OF VICTORIA INC**

CRA76 – TINY TREASURE CHALLENGE

Using any stitch or combination of stitches create a 'Tiny Treasure' article or picture. Must be on canvas. For example: ornament, needlework accessory, jewellery, 3D structure, keepsake. Size: Not to exceed 10cm in any direction (excluding frame if applicable).

PRIZE: 1ST \$50 SUPPORTED BY **THE NEEDLEWORK TAPESTRY GUILD OF VICTORIA INC**

PAPER CRAFT

Entries will be judged on craftsmanship, creativity, technique, and overall presentation. All framed items must be presented ready to hang.

CRA77S – BEST PAPER

Eligible Classes: CRA78 – CRA81

CRA78 – 3D PAPER SCULPTURE

Create a three-dimensional object entirely from paper, using any type of paper and technique. Exhibits will be judged on craftsmanship, creativity, and originality. Gluing is permitted, but the piece must be 100% paper. Not to exceed 30cm in any direction.

CRA79 – 2D CARD

This category focuses on handmade cards using various embellishments such as gluing, double-sided tape, glitter, gilding, embossing, and more. Entries will be judged on their creativity, design, and innovative use of materials. Not to exceed 20cm x 20cm.

CRA80 – 3D CARD

A handmade card incorporating dimensional elements such as embellishments, glue dots, glitter, embossing, and other creative techniques to add depth. Exhibits will be judged on how well they combine innovation and artistry. Not to exceed 20cm in any direction.

CRA81 – ARTIST BOOK

An artist's book is a piece of art made with paper, typically with the intention of exploring creativity and storytelling. The book can be constructed using any binding, paper crafting, or collage techniques. Not to exceed 50cm x 50cm when fully extended or opened.



Craft Competition

PATCHWORK, QUILTING AND APPLIQUÉ

Entries will be judged on design, technique, craftsmanship, and overall visual impact. All quilts must include a sleeve or loops for hanging. Due to space restrictions, only 1st prize-winning exhibits may be displayed in full; other entries may be displayed with folds. All quilting must be done by the exhibitor; commercial quilting is not accepted.

CRA82S – BEST PATCHWORK, QUILTING AND APPLIQUÉ

Eligible Classes: CRA83 – CRA87

NOVICE

CRA83 – NOVICE PATCHWORK QUILT

A patchwork quilt, which must be hand quilted. The quilt may be hand or machine pieced by the exhibitor. This class is for those new to patchwork, quilting, and appliqué.

OPEN

CRA84 – PATCHWORK HAND OR MACHINE PIECED AND QUILTED BY EXHIBITOR

This category allows for quilts made with either hand or machine piecing, and quilts must be quilted by the exhibitor. The quilt can feature any design and materials, as long as it meets the craftsmanship and creativity standards.

CRA85 – PATCHWORK HAND PIECED AND HAND QUILTED

For pieces that are entirely hand-stitched including piecing, quilting and binding, whether started recently or more than one year ago. Exhibitors are encouraged to showcase their handcrafting skills through intricate stitching and design.

CRA86 – ART QUILT

An innovative quilt that focuses on artistic expression, beyond traditional quilting patterns. Exhibits will be judged on originality, creativity, and the overall visual impact of the quilt. Techniques may vary, and mixed media is encouraged.

CRA87 – THROUGH THE GENERATIONS CHALLENGE

NEW!

Create a patchwork piece inspired by your family's history, a passed-down tradition, or an era from the past. Perhaps add a patch or block to represent each generation or family member, weaving together the memories that shaped you.

PORCELAIN ART/CHINA PAINTING

NOTE: Articles not to exceed 50cm x 60cm including frames. Pictures must be presented ready to hang. Large items such as tables and lamps will not be accepted. China must be hand painted; decals and transfers are not acceptable, including decals or transfers used as a guide for raised paste or gold. All painting and decoration must be kiln fired. Commercially ground and/or gilded articles not accepted.

CRA88S – ISABEL TROUTBECK MEMORIAL AWARD FOR BEST PORCELAIN ART/CHINA PAINTING

Eligible Classes: CRA89A, CRA89 – CRA91

PRIZE: 1ST \$300 SUPPORTED BY EDWARD AND KEITH TROUTBECK

NOVICE

CRA89A – NOVICE PORCELAIN ART/CHINA PAINTING

NEW!

Any Article.

PRIZE: 1ST \$75 SUPPORTED BY AUSTRALASIAN PORCELAIN ART TEACHERS (VIC) INC

OPEN

CRA89 – BIRDS AND ANIMALS DESIGN

PRIZE: 1ST GIFT VOUCHER VALUE \$35 SUPPORTED BY BETTE'S CHINA

PRIZE: 1ST \$75 SUPPORTED BY AUSTRALASIAN PORCELAIN ART TEACHERS (VIC) INC



Craft Competition

CRA90 – ANY DESIGN OTHER THAN BIRDS AND ANIMALS

PRIZE: 1ST GIFT VOUCHER VALUE \$35 SUPPORTED BY **BETTE'S CHINA**

PRIZE: 1ST \$75 SUPPORTED BY **AUSTRALASIAN PORCELAIN ART TEACHERS (VIC) INC**

CRA91 – INNOVATIVE

Sets allowed, up to six pieces per set with multi techniques and/or textures. May include raised paste, enamel work or glass.

PRIZE: 1ST GIFT VOUCHER VALUE \$35 SUPPORTED BY **BETTE'S CHINA**

PRIZE: 1ST \$75 SUPPORTED BY **AUSTRALASIAN PORCELAIN ART TEACHERS (VIC) INC**

TECHNOLOGY CRAFT

Entries will be judged on innovation, craftsmanship, functionality, and creative use of technology. This section celebrates the fusion of creativity and technology, showcasing innovative techniques and modern craftsmanship. Whether using digital tools or 3D printing, exhibitors in this category push the boundaries of traditional craft.

CRA92S – BEST TECHNOLOGY CRAFT

Eligible Classes: CRA93 – CRA96

CRA93 – 3D PRINTING DESIGN AND CREATION

Entries may be created using either original or published designs. All pieces must be 3D printed and assembled by the exhibitor, demonstrating creativity, technical skill, and innovative use of 3D printing. Objects may be decorative or functional and may include complex structures or intricate details. Exhibitors must indicate whether their entry uses an original or published design. Entries must be fully printed and assembled prior to submission.

CRA94 – VINYL CUTTING AND CRAFT

Showcase your creativity using vinyl-cutting techniques, including custom decals, iron-on transfers, layered vinyl artwork, or personalized items. All vinyl designs must be created and cut by the exhibitor—pre-made designs or commercial templates are not permitted. Entries must be presented as a finished product, applied to a surface such as fabric, glass, wood, or another medium.

CRA95 – DIGITAL ART

Submit an original digital artwork showcasing your creativity and technical skill. Artwork may be created using any digital medium, including illustration, painting, or mixed media, and should be submitted as a high-quality image file.

Entrants also have the option to submit a short video (maximum 1 minute) demonstrating their creative process. If provided, the video should include a voiceover detailing:

- The inspiration behind the piece
- The techniques used
- The materials and software involved

Entries must be submitted via an online link or file share to artcraftcooking@melbournroyal.com.au in preparation for judging. Please include your full name and entry number in the email subject line.

CRA96 – SHORT ANIMATION/FILM

Celebrate short film or animations created using digital techniques. Entries must be original works, under 180 seconds in length (3 minutes), showcasing your creativity, storytelling and technical skills.

Submissions can include any animation style, narrative film, or experimental video work. The judging will consider the creativity of the concept, quality of execution and the impact of the narrative or visual experience. All entries in this category must be silent—there should be no sound, music, or voiceover in the video.

Entries must be submitted as a video file, either via online link or file share to artcraftcooking@melbournroyal.com.au in preparation for judging. Please include your full name and entry number in the email subject line.

TEXTILES

Entries in this section showcase the artistry and skill of textile creation, including techniques such as embroidery, appliqué, quilting, felting, and fabric manipulation. Judges will assess craftsmanship, creativity, technique, and overall aesthetic appeal. Entries should be well-finished, with no visible knots, loose threads, or fraying.

CRA97S – BEST TEXTILES

Eligible Classes: CRA98 – CRA108



Craft Competition

NOVICE

CRA98 – NOVICE TEXTILE HOMEWARES

Create hand or machine sewn textile homewares such as cushions, napery, lampshades, appliance covers, pencil cases, cosies or fun food. Emphasise technique and creativity.

CRA99 – NOVICE TEXTILE GARMENT

Create a garment for children or adults, which can include casual wear, formalwear, or costume. Any material or sewing technique may be used. Single items only. Outfit items must be entered separately.

PRIZE: 1ST ONE YEAR'S MEMBERSHIP VALUE \$50

SUPPORTED BY **AUSTRALIAN SEWING GUILD**

PRIZE: 1ST GIFT VOUCHER VALUE \$100 SUPPORTED BY **THE FABRIC STORE**

the Fabric
Store

CRA100 – NOVICE REPURPOSED FASHION

Create a wearable garment using repurposed materials. The focus will be on innovation and sewing technique, with a sustainable approach to fashion. Single items only. Outfit items must be entered separately.

OPEN

CRA101 – TEXTILE ACCESSORIES

Hand or machine sewn textile items showcasing creativity and skill. Entries may include fashion or homeware accessories such as hats, brooches, cushions, napery, lampshades and more.

CRA102 – TEXTILE GARMENT

Create a textile garment, including casual wear, formalwear or costume for children or adults. Any sewing technique or material is allowed. Single items only. Outfit items must be entered separately.

CRA103 – WE LOVE BAGS

Create a lined bag using any material and sewing technique. Examples include tote bags, messenger bags, beach bags, handbags, or backpacks. Bags will be judged on creativity, technique, and functionality.

PRIZE: 1ST \$50 SUPPORTED BY **RAMONA BARRY**

CRA104 – REPURPOSED FASHION

Create a wearable garment from repurposed materials. Judging will focus on the creativity, innovation, and technique used to upcycle materials into a fashionable piece. Single items only. Outfit items must be entered separately.

PRIZE: 1ST \$50 SUPPORTED BY **RAMONA BARRY**

CRA105 – SMOCKING

NEW!

Create an item that incorporates smocking as part of its design or embellishment.

PRIZE: 1ST \$50 SUPPORTED BY **RAMONA BARRY**

CRA106 – PET FASHION

Create a fashionable item or matching set for pets using textile techniques. This could include clothing or accessories for dogs, cats, or other pets, judged on design, creativity, and wearability.

PRIZE: 1ST \$50 SUPPORTED BY **RAMONA BARRY**

CRA107 – FELTING

For example (but not limited to): sculptures, wall art, wearable items, and soft furnishings. This category is open to all felting techniques, including needle felting, wet felting, nuno felting, and any other method where fibres are transformed into creative shapes and designs.

PRIZE: 1ST GIFT VOUCHER VALUE \$100, 2ND GIFT VOUCHER VALUE \$50, 3RD GIFT VOUCHER VALUE \$30 SUPPORTED BY **WINTER WOOD FELT & CRAFT SUPPLIES**



CRA108 – SEWN WITH LOVE CHALLENGE

NEW!

Create a textile piece inspired by romance. This might be expressed through shades of pink or red, motifs such as hearts or roses, or any design elements that convey love through texture, colour, and form.

Craft Competition

TOYS

All toys must be hand crafted. Not to exceed 65cm in any direction.

CRA109S – BEST TOY

Eligible Classes: CRA110 – CRA115

PRIZE: 1ST \$200 SUPPORTED BY **MRS MARGARET HYDE**

NOVICE

CRA110 – NOVICE TOY MAKING

Any technique and medium may be used to create a toy, with a focus on skill development and creativity.

OPEN

CRA111 – SAFE AND SOFT BABY TOY

Create a soft, safe toy suitable for children aged birth to 3 years. The toy must be free from any hazardous attachments such as buttons, beads, buckles, or hard eyes. Focus on safety and softness.

PRIZE: 1ST \$100 SUPPORTED BY **MRS MARGARET HYDE**

CRA112 – BEARS UNDRRESSED

Create a bear without clothing, but with minimal accessories such as a ribbon or simple items. Focus on the craft of bear-making.

PRIZE: 1ST \$100 SUPPORTED BY **MRS MARGARET HYDE**

CRA113 – HANDMADE DOLL

Any technique and medium can be used to create a doll by hand, showcasing creativity and craftsmanship in design and detail.

PRIZE: 1ST \$100 SUPPORTED BY **MRS MARGARET HYDE**

CRA114 – ANY OTHER TOY

NEW!

Any other toy that is not covered by previous classes.

PRIZE: 1ST \$100 SUPPORTED BY **MRS MARGARET HYDE**

CRA115 – RETRO REVIVAL CHALLENGE

Recreate a nostalgic toy from your childhood using any technique or medium. Focus on capturing the essence of the original while infusing your personal touch and creativity.

WOODCRAFT AND MARQUETRY

Entries will be judged on craftsmanship, design, technique, and finishing details. Exhibit base dimensions must not exceed 76cm x 122cm. Exhibits must be able to be easily handled by one or two people. Hanging devices must be included where appropriate.

CRA116S – BEST WOODCRAFT OR MARQUETRY

Eligible Classes: CRA117 – CRA122

NOVICE

CRA117 – NOVICE WOODCRAFT EXHIBIT

Create an article of woodcraft using traditional solid timber, jointed carpentry, and joinery techniques. This may include box making, woodcarving, or turning. Made with hand or power tools.

OPEN

CRA118 – TRADITIONAL WOODCRAFT

An article of woodcraft made using traditional solid timber, jointed carpentry, and joinery techniques. Can be crafted with hand or power tools.

CRA119 – DECORATED WOODCRAFT

An article of woodcraft that incorporates additional materials, such as metal, for decoration or design, blending multiple craft techniques.

CRA120 – THREE-DIMENSIONAL/SCULPTURAL CARVED WOOD

Create a woodcarving or sculpture with a three-dimensional or sculptural form. Exhibits should display skill in carving and creativity in form.

CRA121 – OTHER WOODCRAFT

Any other woodcraft technique may be used, including carving, turning, or any other discipline that showcases skill and creativity in woodworking.

CRA122 – SUSTAINABLE WOODCRAFT CHALLENGE **NEW!**

Craft an artwork or functional piece using reclaimed, recycled, or found wood materials. Emphasise eco-friendly design and innovative reuse.



Cookery Competition

A celebration of taste, technique, and tradition, the Cookery section showcases the finest in homemade baked goods, preserves, and sweet treats. From perfectly risen cakes to beautifully balanced jams, each entry should highlight skill, creativity, and attention to detail. Judges will assess flavour, texture, presentation, and adherence to competition guidelines.

Entry fees

\$15 Member, \$20 Non Member

Cookery exhibit guidelines

- One entry per exhibitor per class.
- Unless specified, all cookery entries must be the sole unaided work of the exhibitor.
- Where prescribed, exhibitors must use the given recipe. If no recipe is provided, they may use their own.
- Judges may sample all exhibits.
- Cookery exhibits must be presented on a disposable plate or board, appropriately sized for the exhibit, these will not be returned.
- No commercial mixes or equipment are allowed—homemade only.
- Due to space limitations, first, second, and third place exhibits will be prioritized for display, non-placed exhibits may be disposed of after judging.
- All exhibits will have been on display for over 11 days and may not have been stored under ideal conditions.
- Only fruit cakes and puddings can be collected and exhibitors accept responsibility for any returned items.
- All fruit cakes and preserves not collected by the designated dispatch date will be disposed of.
- Melbourne Royal reserves the right to dispose of exhibits that show signs of fermentation, mould, or contamination risk.
- Cake and Sponge tins should be sized as follows:
 - Round Tin Cakes – Approximately 21cm in diameter
 - Oblong Tin Cakes – Approximately 25cm x 12cm
 - Cylindrical Tin Cakes – Approximately 17cm x 8cm
- Ring tins are not permitted.

AWARDS

CKY1S – THE GRAND CULINARY AWARD

Awarded in pursuit of culinary excellence and chosen from the Best in Show from Cookery, Confectionery and Preserves.

Eligible Classes: CKY2S, CNF1S, PRE1S

CKY2S – BEST IN SHOW COOKERY

Eligible Classes: CKY4S, CKY9S

CKY3S – MCROBERT MEMORIAL AWARD FOR MOST SUCCESSFUL COOKERY EXHIBITOR

Eligible Classes: CKY5 – CKY8, CKY11 – CKY21, CKY23 – CKY29, CKY31 – CKY42, CKY44 – CKY48, CKY50 – CKY53, CKY55 – CKY59, CKY61 – CKY65, CKY67 – CKY70

PRIZE: 1ST CHRISTOFLE SILVER SPOON VALUE \$500
SUPPORTED BY MCROBERT FAMILY

NOVICE

CKY4S – BEST NOVICE COOKERY

Eligible Classes: CKY5 – CKY8

PRIZE: 1ST \$100 SUPPORTED BY ANN MARSTON & ANNE-MARIE PRIMMER

CKY5 – NOVICE ANZAC BISCUITS

A batch of four (4) Anzac biscuits, using the traditional recipe. These should be golden and crisp on the edges, with a chewy centre. A perfect balance of sweetness and coconut flavour.

CKY6 – NOVICE PLAIN SCONES

Four pieces, approximately 5-6cm in size. These scones should be light, fluffy, and have a soft crumb. They must be plain, with a crisp golden top and tender texture.

Cookery Competition

CKY7 – NOVICE SPONGE SANDWICH

A sponge sandwich made using a traditional recipe, not iced or filled. Baked in two round tins, approximately 21cm in size. The sponge should be light, airy, and well-risen with a delicate crumb.

CKY8 – NOVICE DECORATED GINGERBREAD BISCUIT

Two pieces of decorated gingerbread biscuits. These biscuits should be crisp and full of flavour, decorated with icing or edible decorations. Creativity in decoration is encouraged, while maintaining the traditional gingerbread taste.

OPEN

CKY9S – BEST OPEN COOKERY

Eligible Classes: CKY10S, CKY22S, CKY30S, CKY43S, CKY49S, CKY54S, CKY60S, CKY66S

BISCUITS

This section invites you to showcase your biscuit-making skills with a variety of textures, flavours, and creativity. Exhibits should be presented as a batch of four (4) biscuits, with some classes encouraging a cultural twist or unique challenge.

CKY10S – BEST BISCUIT

Eligible Classes: CKY11 – CKY21

CKY11 – SHORTBREAD

Traditional shortbread, cooked in the round and cut into eight (8) equal triangles. The shortbread should be crisp, buttery, and melt-in-the-mouth, with an even texture and pale, creamy-yellow colour.

CKY12 – PLAIN SWEET BISCUITS

Two distinct varieties, with two biscuits of each. These biscuits should be simple yet delicious, with optional edible decoration. Think classic sweet biscuits that showcase basic technique and flavour.

PRIZE: 1ST \$50 SUPPORTED BY **SUNSHINE SUGAR**



CKY13 – FANCY SWEET BISCUITS

Two distinct varieties, with two biscuits of each. These biscuits should include additional elements such as fillings, decorations, or coatings like chocolate. Creativity and flair are key here, while maintaining balance in flavour and texture.

PRIZE: 1ST \$50 SUPPORTED BY **SUNSHINE SUGAR**



CKY14 – YO YOS

Classic shortbread-style biscuits, approximately 4cm in diameter. These biscuits should be buttery and delicate, with a subtle sweetness. The filling should be neatly applied for an elegant finish.

CKY15 – FLORENTINES

Traditional Florentines, approximately 8-10cm in diameter. These should feature a crisp, golden base, with a generous topping of fruits, nuts, and a smooth layer of chocolate, baked to perfection.

CKY16 – MACARONS

French-style macarons consisting of two almond meringue halves with a consistent, firm filling. State the flavour of your macarons. The shells should be smooth, crisp on the outside, and slightly chewy inside, with an even, delicate filling.

CKY17 – ALMOND CRESCENTS

Crescent-shaped almond biscuits, not to exceed 8cm. These biscuits should be lightly crisp on the outside and tender on the inside, with a subtle almond flavour that shines through.

CKY18 – CULTURAL BISCUITS & TRADITIONAL COOKIES

Biscuits or cookies that celebrates a cultural and traditional recipe from around the world. Entries should reflect authentic techniques, flavours, and presentation specific to their cultural origins. A brief description of the biscuit's cultural significance must be provided.

Cookery Competition

CKY19 – BAKING TOGETHER

A special class celebrating the joy of baking across generations. This entry must be made by an adult (e.g., grandparent, parent, guardian, or family friend) together with a child (under 12 years). Exhibitors are encouraged to submit a photo or drawing (completed by the child) of themselves and the child baking together to display alongside the entry.

PRIZE: 1ST GIFT PARCEL VALUE \$90 SUPPORTED BY **PANA ORGANIC**

PANA
ORGANIC

CKY20 – BIG BISCUIT CHALLENGE

Bake and decorate a single large biscuit (no more than 30cm) that highlights technical skill, flavour, and decoration.

CKY21 – EDIBLE ORNAMENTS CHALLENGE

NEW!

Bake a selection of edible Christmas ornaments such as decorated gingerbread cookies or sugar cookies designed to hang on a tree.

BREADS

This section celebrates the art of breadmaking, with loaves and rolls that showcase skill, creativity, and a range of flavours. Both tin loaves and free-form loaves are accepted. All breads should be handmade. Entries will be judged on texture, crust, flavour, and overall presentation.

CKY22S – BEST HANDMADE BREAD

Eligible Classes: CKY23 – CKY29

CKY23 – WHITE BREAD

Made with yeast, this classic white bread should have a soft, light crumb and a golden crust.

CKY24 – WHOLEMEAL BREAD

Made with yeast, this bread should contain a minimum of 50% wholemeal flour, resulting in a denser, heartier loaf with a nutty flavour.

CKY25 – MULTI-GRAIN BREAD

Made with yeast, this bread should feature a blend of grains such as oats, sunflower seeds, and barley for added texture and flavour.

CKY26 – SOURDOUGH BREAD

This naturally fermented bread made with wild micro-organisms should have a tangy flavour and chewy texture with a crisp crust.

CKY27 – ANY OTHER BREAD

State type/flavour on the exhibit ticket. This category includes, but is not limited to, savoury loaves, rye bread, fruit loaves, brioche, panettone, and challah.

CKY28 – BREAD ROLLS

Four (4) pieces of soft, fluffy bread rolls, either plain or flavoured.

CKY29 – HOT CROSS BUNS

Four (4) traditional hot cross buns, featuring a soft, spiced dough with dried fruit and marked with a cross on top.

CAKES

This section celebrates a variety of classic cakes, each judged on texture, flavour, and consistency. Unless specified, cakes should not be iced.

CKY30S – BEST CAKE

Eligible Classes: CKY31 – CKY42

CKY31 – LAMINGTONS

Four (4) pieces, approximately 4cm cubes. Traditional lamingtons coated in chocolate and desiccated coconut. No jam or cream.

PRIZE: 1ST \$50 SUPPORTED BY **SUNSHINE SUGAR**



CKY32 – NUT AND FRUIT LOAF

A moist loaf baked in a cylindrical tin, containing a mixture of nuts and fruit.

CKY33 – CHOCOLATE CAKE

A classic chocolate cake baked in a round tin. Rich in flavour with a tender crumb.

PRIZE: 1ST \$50 SUPPORTED BY **SUNSHINE SUGAR**



Cookery Competition

CKY34 – BUTTER CAKE

A traditional butter cake baked in a round tin, showcasing a light, buttery texture.

CKY35 – MARBLE CAKE

A delightful marble cake baked in a round tin, featuring swirls of chocolate, vanilla and strawberry.

PRIZE: 1ST \$50 SUPPORTED BY **SUNSHINE SUGAR**



CKY36 – BANANA CAKE

A moist banana cake baked in an oblong tin, rich with banana flavour.

PRIZE: 1ST \$50 SUPPORTED BY **SUNSHINE SUGAR**



CKY37 – CARROT CAKE

A spiced carrot cake baked in an oblong tin. Typically contains grated carrot, nuts, and spices.

PRIZE: 1ST \$50 SUPPORTED BY **SUNSHINE SUGAR**



CKY38 – ORANGE CAKE

A fragrant orange cake baked in an oblong tin and iced, featuring zesty citrus notes. Icing permitted.

PRIZE: 1ST \$50 SUPPORTED BY **SUNSHINE SUGAR**



CKY39 – BATTENBERG CAKE

A distinctive cake held together with jam and covered in marzipan. Must display the characteristic pink and yellow check pattern when cut.

CKY40 – AUSSIE BUSH TUCKER CAKE CHALLENGE

Use native Australian ingredients such as wattle seed, lemon myrtle, macadamia, and bush honey to create a uniquely Australian cake.

CKY41 – FLAVOURS OF THE WORLD

A cake inspired by a specific country or culture, other than Australia, incorporating traditional ingredients and flavours unique to that region.

CKY42 – JUDGE'S TRADITIONAL BAKEWELL TART CHALLENGE

NEW!

We celebrate long standing judge Pam Mawson with one of her signature recipes.

Makes: 1 x 20–23cm tart

Oven: 180°C (160°C fan) / 350°F / Gas 4

Ingredients

For the pastry case

1 quantity shortcrust pastry (enough to line a 20–23cm fluted tart tin)

For the filling

75g butter (softened)

75g caster sugar

75g ground almonds

1 medium egg

2–3 drops almond extract

3 tbsp (about 60g) good quality raspberry jam

To finish (optional but traditional)

25g flaked almonds

Icing sugar, for dusting

Method

Prepare the pastry case

Roll out the pastry and line a 20–23cm fluted tart tin.

Chill for 20–30 minutes.

Prick the base lightly with a fork.

Blind bake

Line with baking paper and baking beans.

Bake for 15 minutes, then remove paper and beans

and bake for a further 5 minutes until lightly golden.

Cool slightly.

Make the filling

Cream together the butter and caster sugar until pale and fluffy.

Beat in the egg.

Stir in the ground almonds and almond extract.

Assemble

Spread the raspberry jam evenly over the base of the pastry case.

Spoon the almond mixture on top and level gently.

Sprinkle with flaked almonds if using.

Bake

Bake for 25–30 minutes until golden and set in the centre.

Finish

Cool in the tin.

Dust lightly with icing sugar before serving.

Cookery Competition

FRUIT CAKES

A showcase of traditional and specialty fruit cakes, highlighting the rich flavours and techniques of fruit-based baking. Cakes should be well-baked, evenly textured, and packed with fruit, nuts, and spices as appropriate for the specific variety.

CKY43S – BEST FRUIT CAKE

Eligible Classes: CKY44 – CKY48

CKY44 – AMERICAN FRUIT CAKE

Using a traditional recipe, American Fruitcake is a lighter-style fruit cake, typically featuring a mix of candied fruits, nuts, and sometimes a touch of spirits.

CKY45 – BOILED FRUIT CAKE

Using a traditional recipe, Boiled Fruit Cake is a moist fruit cake made by boiling dried fruit, sugar, and liquid before baking, resulting in a rich and dense texture.

CKY46 – RICH FRUIT CAKE

A classic, dark fruit cake packed with dried fruits, nuts, and spices. Not iced. Round or square tin, approximately 21cm.

CKY47 – PLUM PUDDING

A traditional steamed pudding, rich with dried fruit and spices. Cooked in a basin and must be removed from the basin for presentation.

CKY48 – PANFORTE

A dense and chewy Italian fruit and nut cake, traditionally made with honey and spices. Must be dusted with icing sugar and not exceed 25cm in diameter.

GLUTEN FREE

A celebration of delicious bakes made without gluten! Whether you have dietary needs or simply love experimenting with alternative ingredients, this section highlights the skill and creativity involved in gluten-free baking. All exhibits must be 100% gluten-free, with careful attention to ingredient selection and food handling to prevent cross-contamination. No wheat, barley, rye, oats or anything made from those grains to be used. For inspiration and guidance, gluten-free recipes can be found on the Coeliac Australia website. A list of ingredients must be provided with delivery of entry.

CKY49S – BEST GLUTEN FREE

Eligible Classes: CKY50 – CKY53

PRIZE: 1ST GIFT PARCEL VALUE \$250 SUPPORTED BY GROUNDED PLEASURES



CKY50 – GLUTEN FREE BREAD

A homemade gluten-free bread, showcasing texture, rise, and flavour.

CKY51 – GLUTEN FREE SHORTBREAD

A classic shortbread made without gluten, maintaining a delicate crumb and buttery flavour. Presented in fingers.

CKY52 – GLUTEN FREE ANZAC BISCUITS

A gluten-free take on the traditional ANZAC biscuit, with the perfect balance of chewiness and crunch.

CKY53 – GLUTEN FREE EASY CHRISTMAS PUDDING

A festive gluten-free pudding, full of rich flavours and traditional spices.

PASTRIES AND SLICES

This section celebrates the delicate craftsmanship of pastries and slices. Exhibits should be presented as a batch of four (4) items, showcasing skill and attention to detail.

CKY54S – BEST PASTRY OR SLICE

Eligible Classes: CKY55 – CKY59

CKY55 – BROWNIES

Brownies should be approximately 4x4cm and have a rich, dense texture with no icing, icing sugar, or decoration. Optional inclusions include (but are not limited to) nuts, chocolate chunks, or dried fruit.

PRIZE: 1ST GIFT PARCEL VALUE \$90 SUPPORTED BY PANA ORGANIC

PANA
ORGANIC

CKY56 – COOKED SLICE SELECTION

Two (2) distinct varieties of slices, with two (2) pieces of each. Each piece should not exceed 6cm. These may include both sweet and savoury options, offering variety in texture and flavour.



Cookery Competition

CKY57 – ECLAIR / PROFITEROLE CASES

Unfilled choux pastry cases. Eclairs should be approximately 12cm in length, while profiteroles should be approximately 7cm x 4cm. The cases should be light and crisp, showcasing the perfect choux pastry technique.

CKY58 – JAM TARTS

Sweet pastry tarts, approximately 6cm in diameter, filled with high-quality jam. The pastry should be crisp and buttery, and the jam should shine through with flavour.

CKY59 – FRUIT MINCE PIES

Traditional fruit mince pies, approximately 6cm in diameter, filled with a rich, spiced fruit mince mixture. The pastry should be golden and crisp, with a balanced ratio of filling to crust.

SCONES AND MUFFINS

A showcase of beautifully baked scones and muffins, judged on texture, flavour, and consistency. Entries should be uniform in size, light in texture, and full of well-balanced flavours.

Exhibits should be presented as a batch of four (4), scones should be approximately 5-6cm each. Flavour must be stated on exhibit ticket.

CKY60S – BEST SCONE OR MUFFIN

Eligible Classes: CKY61 – CKY65

CKY61 – PLAIN SCONES

A traditional scone with a light, fluffy texture and a golden crust.

CKY62 – FRUIT SCONES

Classic scones with the addition of dried fruit, such as sultanas or currants.

CKY63 – SAVOURY SCONES

A delicious twist on the traditional scone, incorporating savoury ingredients.

CKY64 – SWEET MUFFINS

A batch of muffins featuring sweet flavours, baked and presented in paper/foil cases.

PRIZE: 1ST GIFT PARCEL VALUE \$90 SUPPORTED BY
PANA ORGANIC

PANA
ORGANIC

CKY65 – SAVOURY MUFFINS

A batch of muffins featuring savoury ingredients, baked and presented in paper/foil cases.

SPONGES

A celebration of light, airy, and perfectly risen sponge cakes. Sponges should have an even texture, a delicate crumb, and a well-balanced flavour. Entries must adhere to size and presentation guidelines to ensure fair judging.

CKY66S – BEST SPONGE

Eligible Classes: CKY67 – CKY70

CKY67 – SPONGE SANDWICH

A classic, light sponge baked in two round tins. Not iced or filled.

CKY68 – CHOCOLATE SPONGE SANDWICH

A delicate chocolate-flavoured sponge baked in two round tins. Not iced or filled.

CKY69 – GINGER FLUFF SPONGE SANDWICH

A traditional ginger-flavoured sponge known for its soft and fluffy texture. Baked in two round tins. Not iced or filled.

CKY70 – SWISS ROLL

A light sponge cake untrimmed and rolled with a layer of jam. No cream. Approximately 25cm in length.



Celebrating the Country Women's Association

New!

Honouring 90 years of the beloved CWA tearooms at the Melbourne Royal Show, renowned for their iconic scones, warm hospitality and spirit of friendship.

Entry fees

\$15.00 Member, \$20.00 Non Member

CWA1 – SECRET SCONE

Bake a set of scones (2) using the supplied CWA recipe and add ONE secret ingredient. Your secret ingredient can be anything that adds a twist: a spice, a fruit, a flavouring, a crunch or even a subtle aroma. Do NOT reveal it on your entry card. Include a separate slip inside your entry so judges can check it after tasting. Judging: flavour, creativity and success of the hidden ingredient.

Ingredients:

4 cups self-raising flour
300ml milk
300ml cream
1 tsp sugar
Pinch salt

Method:

Add cream and milk to the dry ingredients and mix to a soft dough. Place on a lightly floured board and pat it out to a thickness of about 2.5cm. Cut with a floured scone cutter. Bake at 200°C for 12-15 minutes.

CWA2 – TEA ROOM TEXTILES

Design a textile craft item inspired by the traditional tea room atmosphere – for example, aprons, tea towels, pot holders, table runners, or other tea room themed textiles.



Confectionery Competition

Entry fees

\$15 Member, \$20 Non Member

Limited to one entry per exhibitor per class.

Unless specified elsewhere, please provide four (4) pieces, no more than 6cm per piece, in a suitable display container. Presentation will be considered, and confectionery will be displayed as presented for judging, but all decorations and embellishments must be edible. Home made only, no commercial entries. Flavours should be stated on exhibit tickets where applicable.

AWARDS

CNF1S – BEST IN SHOW CONFECTIONERY

Eligible Classes: CNF2 – CNF8

OPEN

CNF2 – FUDGE

Eight (8) pieces of up to two (2) varieties.

CNF3 – CAKE POPS

PRIZE: 1ST \$100 SUPPORTED BY **SUNSHINE SUGAR**



CNF4 – HONEYCOMB

May be shards or uniform shape.

CNF5 – NUT BRITTLE

May be shards or uniform shape.

CNF6 – TRUFFLES

CNF7 – CANDY IN CRIMSON CHALLENGE

NEW!

Create a confectionery piece that celebrates the rich hues of red. Bold, beautiful and delicious. Your confectionery could include raspberry, cherry, strawberry, or any other flavour inspired by the colour red.

PRIZE: 1ST GIFT VOUCHER VALUE \$250 SUPPORTED BY **SPRINKS**

SPRINKS[®]

CNF8 – ANY OTHER CONFECTIONERY

Any other confectionery not already covered by previous classes.

PRIZE: 1ST GIFT VOUCHER VALUE \$250 SUPPORTED BY **SPRINKS**

SPRINKS[®]



Decorated Cake Competition

The Decorated Cakes section highlights techniques, intricate designs and creative flair. It showcases many types of work, from elegant piping to sculpted fondant masterpieces. Judges will assess precision, originality and overall presentation.

Entry fees

\$18 Member, \$24 Non Member

Decorated Cake exhibit guidelines

- Each entry must be the sole unaided work of the exhibitor and created within the past 12 months.
- Please indicate on the entry form whether your cake is an original design.
- Cakes must not require refrigeration, and entries that lose their structure may be removed from the display.
- Maximum of one entry per exhibitor per class.
- Exhibits must fit within a 50cm square unless otherwise specified.
- Cleats (minimum 10mm in height) must be attached to all presentation/base boards.
- Freestanding cakes must share a common baseboard.
- Dummy cakes are permitted unless specified; however, designs must be achievable with real cake and fully covered.
- Cakes will not be judged on taste.
- Decorated cakes cannot be posted for return.
- Maximum height of 1m.
- Wires that penetrate cake or icing are not permitted.

AWARDS

DCA1S – BEST IN SHOW DECORATED CAKE

Eligible Classes: DCA3S, DCA7S, DCA12, DCA13S

PRIZE: 1ST GIFT VOUCHER VALUE \$1,000 SUPPORTED BY MY DREAM CAKE

My Dream Cake
Decorating Supplies Superstore

DCA2S – MOST SUCCESSFUL EXHIBITOR – DECORATED CAKES

Eligible Classes: DCA4 – DCA6, DCA8 – DCA12, DCA14 – DCA18

PRIZE: 1ST \$250, GIFT PARCEL VALUE \$310 SUPPORTED BY CESCO

PRIZE: 1ST GIFT VOUCHER VALUE \$100 SUPPORTED BY MY DREAM CAKE



My Dream Cake
Decorating Supplies Superstore

TRADITIONAL

Judged on the use and application of traditional decorative techniques, overall design and creativity. Permitted materials include edible colouring, gold or silver leaf, ribbon, tulle and non-sugar edible products (used minimally for enhancement). Buttercream and ganache are not allowed in this section unless specified. Judging Information/ Technical Sheet (available online here) to be included with each entry to advise the use of specific techniques or construction and/or the use of an innovative idea. Progressive photographs welcomed for Sculptured Cakes to show inclusion of real cake.



Decorated Cake Competition

NOVICE

DCA3S – BEST NOVICE TRADITIONAL DECORATED CAKE

Eligible Classes: DCA4 – DCA6

PRIZE: 1ST ROSETTE SUPPORTED BY **IN MEMORY OF JOY JOHNSON**

DCA4 – DECORATIVE PIPING

Highlight your piping skills with intricate or creative designs. Although not refrigerated, buttercream or ganache are permitted.

PRIZE: 1ST ONE YEAR'S MEMBERSHIP VALUE \$65 SUPPORTED BY **CAKE DECORATORS ASSOCIATION OF VICTORIA**



DCA5 – METALLIC CAKE

NEW!

Use metallic paints and finishes in gold, silver, copper or rose gold to create a dazzling, luxe cake.

PRIZE: 1ST ONE YEAR'S MEMBERSHIP VALUE \$65 SUPPORTED BY **CAKE DECORATORS ASSOCIATION OF VICTORIA**



DCA6 – FLORAL ARRANGEMENT

Create stunning floral arrangements using sugar work. Complementary traditional techniques may be included.

PRIZE: 1ST ONE YEAR'S MEMBERSHIP VALUE \$65 SUPPORTED BY **CAKE DECORATORS ASSOCIATION OF VICTORIA**



OPEN

DCA7S – BEST OPEN TRADITIONAL DECORATED CAKE

Eligible Classes: DCA8 – DCA11

PRIZE: 1ST ROSETTE SUPPORTED BY **IN MEMORY OF JOY JOHNSON**
PRIZE: 1ST GIFT VOUCHER VALUE \$250 SUPPORTED BY **SPRINKS**

SPRINKS®

DCA8 – TECHNICAL TRIFECTA

Combine at least three distinct decorative techniques (e.g., fondant, piping, sugar flowers) to create a cohesive design.

PRIZE: 1ST \$100 SUPPORTED BY **CAKE DECORATORS ASSOCIATION OF VICTORIA**



DCA9 – ANY THEME GOES

Get creative and think outside the box. Although not refrigerated, buttercream or ganache are permitted.

PRIZE: 1ST \$100 SUPPORTED BY **CAKE DECORATORS ASSOCIATION OF VICTORIA**



DCA10 – MELBOURNE ROYAL SHOW CAKE **NEW!**

Design and decorate a cake inspired by elements of the Melbourne Royal Show.

PRIZE: 1ST \$100 SUPPORTED BY **CAKE DECORATORS ASSOCIATION OF VICTORIA**



Decorated Cake Competition

DCA11 – NOVELTY CAKE

Exhibit should include a minimum of 60% cake, carved or sculpted in a novel/non-traditional shape. Artificial supports may be used if concealed.

PRIZE: 1ST \$100 SUPPORTED BY **CAKE DECORATORS ASSOCIATION OF VICTORIA, WESTGATE BRANCH**



MASTERS

Ribbons must be fabric or sugar, and all decorations should be made of sugar unless otherwise stated. Artificial ornaments are not allowed. Baseboard must not exceed 100cm at the widest point.

DCA12 – STORIES IN LAYERS

NEW!

Create a multi-layer cake where each tier tells a part of a story through its design.

PRIZE: 1ST ROSETTE SUPPORTED BY **IN MEMORY OF JOY JOHNSON**

PRIZE: 1ST \$100 SUPPORTED BY **CAKE DECORATORS ASSOCIATION OF VICTORIA**



INNOVATION CAKES

Where creativity knows no bounds! Use non-traditional techniques and materials to create imaginative designs. Entries may include a written explanation of inspiration and methods.

DCA13S – BEST INNOVATION DECORATED CAKE

Eligible Classes: DCA14 – DCA18

PRIZE: 1ST GIFT VOUCHER VALUE \$250 SUPPORTED BY **SPRINKS**

SPRINKS®

DCA14 – CRAFT CAKE

NEW!

Create a cake inspired by arts and crafts. Think edible yarn, buttons, paper cutouts, ribbon, fabric textures and more.

PRIZE: 1ST GIFT PARCEL VALUE \$342 SUPPORTED BY **AUSTRALIAN CAKE DECORATING NETWORK**



DCA15 – CUTE AND COMIC CAKE

NEW!

Create a cake that's cute, quirky, or downright hilarious. Make us grin, giggle, or gasp at fun characters, outrageous designs, or silly details.

PRIZE: 1ST GIFT PARCEL VALUE \$342 SUPPORTED BY **AUSTRALIAN CAKE DECORATING NETWORK**



DCA16 – UNDER THE SEA CAKE

Bring a sea-themed design to life, complete with aquatic inspiration.

PRIZE: 1ST GIFT PARCEL VALUE \$342 SUPPORTED BY **AUSTRALIAN CAKE DECORATING NETWORK**



DCA17 – IS IT CAKE?

How close can you get your decorated cake to the real thing? All decorations must be edible, exhibit should include a minimum of 60% cake.

DCA18 – DECORATED CUPCAKES

Present four (4) decorated cupcakes in paper or foil cases. All cupcakes must be made and decorated by the exhibitor.

Preserves Competition

Entry fees

\$15 Member, \$20 Non Member

Preserves exhibit guidelines

Entries will be judged on presentation, taste, texture and adherence to traditional preserving methods, unless otherwise specified. Some classes will be assessed on appearance only, as noted in the schedule. Judges will consider clarity, consistency, and balance of flavours to recognize excellence in preserving.

- All jars / bottles should be:
 - Labelled with primary ingredients/flavours.
 - Labelled with preserved date.
 - Clean of fingerprints and/or marks.
- Bottles should have a swing or screw top and no cork.
- At delivery you will be expected to remove any detachable lids and replace these with a cellophane covering, before taking lids with you.
- All preserve exhibits are expected to maintain display presentation standards for up to two weeks, any that do not will be disposed of.
- Preserves and jars/bottles cannot be returned via post.

Recommended sizes

Preserve Type	Container	Minimum size	Maximum size
Butters	Jar	100ml	250ml
Chutneys & Relishes	Jar	250ml	500ml
Ferments	Jar	Any size	Any size
Fruit Preserves	Jar	Any size	Any size
Jams & Jellies	Jar	250ml	500ml
Mustards	Jar	200ml	300ml
Pickles	Jar	250ml	500ml
Sauces	Bottle	300ml	500ml
Vinegars	Bottle	300ml	500ml



Preserves Competition

AWARDS

PRE1S – BEST IN SHOW PRESERVES

Eligible Classes: PRE3S, PRE9S, PRE14S, PRE21S, PRE29S, PRE36S, PRE43S, PRE46S, PRE51S

PRE2S – MOST SUCCESSFUL EXHIBITOR – PRESERVES

Eligible Classes: PRE4 – PRE8, PRE10 – PRE13, PRE15 – PRE20, PRE22 – PRE28, PRE30 – PRE35, PRE37 – PRE42, PRE44, PRE45, PRE47 – PRE50, PRE52 – PRE54

NOVICE

Please see relative open section for details.

PRE3S – BEST NOVICE PRESERVE

Eligible Classes: PRE4 – PRE8

PRIZE: 1ST \$100 SUPPORTED BY ANN MARSTON & ANNE-MARIE PRIMMER

PRE4 – NOVICE CHUTNEY OR RELISH

PRE5 – NOVICE FRUIT PRESERVE

PRE6 – NOVICE JAM OR JELLY

PRE7 – NOVICE MUSTARD OR PICKLE

PRE8 – NOVICE SAUCE

OPEN

CHUTNEY AND RELISH

PRE9S – BEST CHUTNEY OR RELISH

Eligible Classes: PRE10 – PRE13

PRE10 – FRUIT CHUTNEY

May include, but not limited to; mango, grape, apple, fig, rhubarb and/or plum.

PRE11 – VEGETABLE CHUTNEY

For example, but not limited to: tomato, cucumber, beetroot, zucchini, eggplant.

PRE12 – TOMATO RELISH

Made with a primary base of tomato.

PRE13 – OTHER RELISH

Made with a primary base other than tomato.

FRUIT PRESERVES

PRE14S – BEST FRUIT PRESERVE

Eligible Classes: PRE15 – PRE20

PRE15 – FRUIT MINCE

PRE16 – FRUIT LEATHER

Presented as four (4) pieces approximately 20cm in length and 5cm in width, rolled with baking parchment.

PRE17 – PRESERVED FRESH FRUIT

Preserved in syrup and presented in up to 3 jars/bottles of any variety. Jar(s)/bottle(s) will not be opened and will be judged on presentation/appearance.

PRE18 – FRUIT CORDIAL

Made with a sugar base and presented in a glass bottle. Excludes Fruit Vinegars and Shrubs, see vinegars section.

PRE19 – LEMON CURD/BUTTER

PRE20 – OTHER CURD/BUTTER

Curd/Butter, other than Lemon.

JAMS AND JELLIES

PRE21S – BEST JAM OR JELLY

Eligible Classes: PRE22 – PRE28

PRE22 – RASPBERRY JAM

PRE23 – BERRY JAM

Other than Raspberry.

PRE24 – JAM

Other than Berry.

PRE25 – SAVOURY HERB JELLY



Preserves Competition

PRE26 – JELLY

Other than savoury herb.

PRE27 – SHRED/EXHIBITION MARMALADE

PRE28 – HOUSEHOLD MARMALADE, BREAKFAST/CHUNKY

MUSTARDS AND PICKLES

PRE29S – BEST MUSTARD OR PICKLE

Eligible Classes: PRE30 – PRE35

PRE30 – MUSTARDS MADE FROM SEED

PRE31 – MUSTARD PICKLES

PRE32 – GHERKINS

PRE33 – PICKLED ONIONS

PRE34 – OLIVES

PRE35 – PRESERVED LEMONS

SAUCES

PRE36S – BEST SAUCE

Eligible Classes: PRE37 – PRE42

PRE37 – TOMATO SAUCE

PRE38 – PLUM SAUCE

PRE39 – WORCESTERSHIRE SAUCE

PRE40 – SALTED CARAMEL

PRE41 – SWEET SAUCE

To be used for a dessert.

PRE42 – SAVOURY SAUCE

To accompany a savoury dish.

FERMENTS

PRE43S – BEST FERMENT

Eligible Classes: PRE44, PRE45

PRE44 – FERMENTED VEGETABLES

For example, but not limited to: sauerkraut, suan cai, kalam tors, tsukemono. Minimal spices may be used.

PRE45 – SPICED FERMENTED VEGETABLES

For example, but not limited to: curtido, kimchi, achaar.

VINEGARS

PRE46S – BEST VINEGAR

Eligible Classes: PRE47 – PRE50

PRE47 – VINEGAR

For example, but not limited to: cider, malt, kombucha, wine. Must be brewed and fermented by exhibitor. Vinegar must be home-made by exhibitor. Please state base on label.

PRE48 – FLAVOURED VINEGAR

For example (but not limited to) fruit vinegars, shrub, and vinegar-based sour tonics. Vinegar must be home-made by exhibitor.

PRE49 – INFUSED HERBED VINEGAR

Must be made using a commercially purchased vinegar as the base. This class is for vinegar that has been enhanced or flavoured. Please state the type of vinegar used on the label.

PRE50 – INFUSED FLAVOURED VINEGAR

Must be made using a commercially purchased vinegar as the base. This class is for vinegar that has been enhanced or flavoured. Please state the type of vinegar used on the label.



Preserves Competition

COLLECTIONS

Exhibits in this section will be judged on the overall cohesion of the collection, as well as individual flavours.

PRE51S – BEST COLLECTION

Eligible Classes: PRE52 – PRE54

PRE52 – ONE PERSON'S WORK

Exhibitors in this class are required to submit a collection of six (6) different varieties of preserves from at least two different sections as eligible in any other preserve classes. Jars/bottles must indicate variety as well as flavour.

PRE53 – COLLECTION OF JAMS

Exhibitors in this class are required to submit a collection of three (3) jars of jam.

PRE54 – COLLECTION OF JELLIES

Exhibitors in this class are required to submit a collection of three (3) jars of jelly.

People with Disability *Competition*

Entry fees

\$10 Member, \$10 Non Member

Melbourne Royal encourages disability pride and offers the option to include the makers' disabilities along with their entry on display at the Melbourne Royal Show if they choose. No limit on the number of entries per exhibitor unless otherwise stated.

See relative open sections for exhibit guidelines.

PEOPLE WITH DISABILITY

Open to all adult persons with disabilities. Not including visually impaired persons (refer to following section).

RES1S – HEBE RANSFORD MEMORIAL AWARD FOR BEST IN SHOW PEOPLE WITH DISABILITY

Eligible Classes: RES2 – RES5

RES2 – ARTWORK

Must be presented ready to hang. Not to exceed 100cm x 100cm including frame.

RES3 – YARN CRAFT

May include: crochet, knitting or macrame.

RES4 – PAPER CRAFT

May include card making.

RES5 – ANY OTHER ARTICLE

Does not meet the criteria for any other class within this section. Judges reserve the right to judge and display as they see fit. Not to exceed 50cm in any direction.

PEOPLE WITH VISION IMPAIRMENT

Restricted to persons who are visually impaired as their primary disability.

RES6S – ELSIE HENDERSON MEMORIAL AWARD FOR BEST IN SHOW VISION IMPAIRED

Eligible Classes: RES7

RES7 – ART & CRAFT

Any art or craft item. Not to exceed 100cmx100cm.



Schools and Youth Competition

Entry fees

\$9 Member, \$9 Non Member

Open to school students and youth aged 5 years to 19 years old.

It is the responsibility of the exhibitor, individual, school or guardian to enter the correct class with the student's correct details.

Name, year level and age of student/exhibitor must be included on the entry form. If a student's name is not submitted on the entry form, only the school's name will appear on the prize card.

JNR1S – JANICE GRAY MEMORIAL AWARD FOR MOST SUCCESSFUL SCHOOL EXHIBITOR

Eligible Classes: JNR4 – JNR16, JNR18 – JNR26, JNR28 – JNR32, JNR34 – JNR42, JNR45 – JNR47, JNR49 – JNR51, JNR53 – JNR57, JNR59 – JNR65, JNR67 – JNR77, JNR79 – JNR82, JNR84, JNR85, JNR87 – JNR107, JNR109 – JNR116, JNR118 – JNR123

ART

Exhibits can be presented on card but not mounted. Name, year level, age of student and school represented must appear on the back of each exhibit.

Exhibits may be signed on the front by the artist. No frames or mounts. Max size: A3, oversized exhibits will not be displayed.

JNR2S – BEST IN SHOW SCHOOLS AND YOUTH ART

Eligible Classes: JNR3S, JNR17S, JNR27S

PRIMARY

JNR3S – BEST SCHOOLS AND YOUTH PRIMARY ART

Eligible Classes: JNR4 – JNR16

PRIZE: 1ST \$100 SUPPORTED BY **DIANA GIBSON AO**

Painting

Water colour, acrylic or gouache. Figurative, landscape, still life or abstract.

JNR4 – PAINTING PREP – GRADE 2

JNR5 – PAINTING GRADE 3 & 4

JNR6 – PAINTING GRADE 5 & 6

JNR7 – PAINTING COLOUR CHALLENGE PREP – GRADE 6

Any painted art piece using only shades of red.

Drawing

Pencil, ink, pastel, crayon, graphite, marker or combination of stated media. Figurative, landscape, still life or abstract. Work must be sprayed with fixative.

JNR8 – DRAWING PREP – GRADE 2

JNR9 – DRAWING GRADE 3 & 4

JNR10 – DRAWING GRADE 5 & 6

Print Making

May include screen print, etching, lino print, woodblock, lithography, or mono print. Hand or pressed. Excludes fabric print or batik work.

JNR11 – PRINT MAKING PREP – GRADE 2

JNR12 – PRINT MAKING GRADE 3 & 4

JNR13 – PRINT MAKING GRADE 5 & 6



Schools and Youth Competition

Collage

Work must be on cardboard or similar weight surface.

JNR14 – COLLAGE PREP – GRADE 2

JNR15 – COLLAGE GRADE 3 & 4

JNR16 – COLLAGE GRADE 5 & 6

SECONDARY

JNR17S – BEST SCHOOLS AND YOUTH SECONDARY ART

Eligible Classes: JNR18 – JNR26

PRIZE: 1ST \$100 SUPPORTED BY **DIANA GIBSON AO**

Painting

Water colour, acrylic or gouache. Figurative, landscape, still life or abstract.

JNR18 – PAINTING YEAR 7 & 8

JNR19 – PAINTING YEAR 9–12

JNR20 – PAINTING COLOUR CHALLENGE YEAR 7–12

Any painted art piece using only shades of red.

Drawing

Pencil, ink, pastel, crayon, graphite, marker or combination of stated media. Figurative, landscape, still life or abstract. Work must be sprayed with fixative.

JNR21 – DRAWING YEAR 7 & 8

JNR22 – DRAWING YEAR 9–12

Print Making

May include screen print, etching, lino print, woodblock, lithography or mono print. Hand or pressed. Excludes fabric print or batik work.

JNR23 – PRINT MAKING YEAR 7 & 8

JNR24 – PRINT MAKING YEAR 9–12

Collage

Work must be on cardboard or similar weight surface.

JNR25 – COLLAGE YEAR 7 & 8

JNR26 – COLLAGE YEAR 9–12

SCULPTURE AND 3D FORM

JNR27S – BEST SCHOOLS AND YOUTH SCULPTURE AND 3D FORM

Eligible Classes: JNR28 – JNR32

PRIZE: 1ST \$100 SUPPORTED BY **DIANA GIBSON AO**

PRIMARY

Entries to be three-dimensional and free-standing. Not to exceed more than 35cm in any direction, including supports.

JNR28 – SCULPTURE AND 3D FORM PREP – GRADE 2

JNR29 – SCULPTURE AND 3D FORM GRADE 3 & 4

JNR30 – SCULPTURE AND 3D FORM GRADE 5 & 6

SECONDARY

Entries to be three-dimensional and free-standing. Not to exceed more than 35cm in any direction, including supports.

JNR31 – SCULPTURE AND 3D FORM YEAR 7 & 8

JNR32 – SCULPTURE AND 3D FORM YEAR 9–12

Schools and Youth Competition

PHOTOGRAPHY

Photographs must be mounted on mountboard or similar weight cardboard. Black mount board preferred. Prints may be in colour or black and white. Not to exceed 34cm x 42cm including mount.

JNR33S – BEST IN SHOW SCHOOLS AND YOUTH PHOTOGRAPHY

Eligible Classes: JNR34 – JNR42

PRIMARY

Photography

Encouraging young photographers to explore their creativity through any style of photography.

JNR34 – PHOTOGRAPHY PREP – GRADE 2

JNR35 – PHOTOGRAPHY GRADE 3 & 4

JNR36 – PHOTOGRAPHY GRADE 5 & 6

SECONDARY

Portrait Photography

Capture a single central subject, whether human or animal, highlighting their essence and personality through the art of portrait photography.

JNR37 – PORTRAIT PHOTOGRAPHY YEAR 7 & 8

JNR38 – PORTRAIT PHOTOGRAPHY YEAR 9–12

Landscape Photography

Explore natural or urban environments. Submissions may feature landscapes or architectural elements as key components.

JNR39 – LANDSCAPE PHOTOGRAPHY YEAR 7 & 8

JNR40 – LANDSCAPE PHOTOGRAPHY YEAR 9–12

Experimental Photography

Use unconventional methods and materials to create unique and striking images that challenge the viewer's perceptions.

JNR41 – EXPERIMENTAL PHOTOGRAPHY YEAR 7 & 8

JNR42 – EXPERIMENTAL PHOTOGRAPHY YEAR 9–12

CRAFT

JNR43S – BEST IN SHOW SCHOOLS AND YOUTH CRAFT

Eligible Classes: JNR44S, JNR48S, JNR52S, JNR58S, JNR66S, JNR78S, JNR83S

CERAMICS

JNR44S – BEST SCHOOLS AND YOUTH CERAMICS

Eligible Classes: JNR45 – JNR47

PRIMARY

Exhibits may be any technique including hand crafted, wheel thrown, slip cast or sculptural. Not to exceed 35cm in any direction.

JNR45 – CERAMICS PREP – GRADE 6

SECONDARY

Exhibits may be any technique including hand crafted, wheel thrown, slip cast or sculptural. Not to exceed 35cm in any direction.

JNR46 – CERAMICS YEAR 7 & 8

JNR47 – CERAMICS YEAR 9–12

Schools and Youth Competition

EMBROIDERY AND HAND STITCHING

JNR48S – BEST SCHOOLS AND YOUTH EMBROIDERY & HAND STITCHING

Eligible Classes: JNR49 – JNR51

PRIMARY

Drawing With Thread



Create or embellish items using hand stitching with embroidery or wool threads. Examples include clothing, cushions, postcards, homewares, fashion accessories, bags, jewellery, toys or artwork. Kits are permitted. Size: Must not exceed 35cm in any direction.

JNR49 – DRAWING WITH THREAD PREP – GRADE 4

JNR50 – DRAWING WITH THREAD GRADE 5 & 6

SECONDARY

Drawing With Thread



Create or embellish items using hand stitching with embroidery or wool threads. Examples include clothing, cushions, postcards, homewares, fashion accessories, bags, jewellery, toys or artwork. Kits are permitted. Size: Must not exceed 35cm in any direction.

JNR51 – DRAWING WITH THREAD YEAR 7–12

PRIZE: 1ST 18 MONTH MEMBERSHIP VALUE \$202 SUPPORTED BY **THE EMBROIDERERS GUILD, VICTORIA**

FIBRE CRAFT

JNR52S – BEST SCHOOLS AND YOUTH FIBRE CRAFT

Eligible Classes: JNR53 – JNR57

PRIMARY

Fibre, Fabric, Yarn



FELT & CRAFT SUPPLIES

Create an item using any type of textile technique such as knitting, crochet, spinning, weaving, embroidery, felting, collage, pom poms, tassels or fringes using any fibre, fabric or yarn as the basis. Entries can be made by one student or by a small group of 2 to 4 students. Entries will be judged on originality, creativity and use of colour. Not to exceed 35cm in any direction.

JNR53 – FIBRE, FABRIC, YARN PREP – GRADE 2

PRIZE: 1ST GIFT PARCEL VALUE \$45 SUPPORTED BY **WINTER WOOD FELT & CRAFT SUPPLIES**

JNR54 – FIBRE, FABRIC, YARN GRADE 3 & 4

PRIZE: 1ST GIFT PARCEL VALUE \$45 SUPPORTED BY **WINTER WOOD FELT & CRAFT SUPPLIES**

JNR55 – FIBRE, FABRIC, YARN GRADE 5 & 6

PRIZE: 1ST GIFT PARCEL VALUE \$45 SUPPORTED BY **WINTER WOOD FELT & CRAFT SUPPLIES**

SECONDARY

Fibre, Fabric, Yarn



FELT & CRAFT SUPPLIES

Create an item using any type of textile technique such as knitting, crochet, spinning, weaving, embroidery, felting, collage, pom poms, tassels or fringes using any fibre, fabric or yarn as the basis. Entries can be made by one student or by a small group of 2 to 4 students. Entries will be judged on originality, creativity and use of colour. Not to exceed 35cm in any direction.

Schools and Youth Competition

JNR56 – FIBRE, FABRIC, YARN YEAR 7 & 8

PRIZE: 1ST GIFT VOUCHER VALUE \$30, 2ND GIFT PARCEL VALUE \$14 SUPPORTED BY **WINTER WOOD FELT & CRAFT SUPPLIES**

JNR57 – FIBRE, FABRIC, YARN YEAR 9–12

PRIZE: 1ST GIFT VOUCHER VALUE \$30, 2ND GIFT PARCEL VALUE \$14 SUPPORTED BY **WINTER WOOD FELT & CRAFT SUPPLIES**

TECHNOLOGY

JNR58S – BEST SCHOOLS AND YOUTH TECHNOLOGY

Eligible Classes: JNR59 – JNR65

PRIMARY

Digital Art

Submit as a digital piece via email, or printed piece. Can include digital painting, illustration, 3D renderings and other forms of visual expression or combinations that are created entirely within digital software. Please send online link or file share to artcraftcookery@melbourneroyal.com.au in preparation for judging. Include the artist's name per their entry and entry number in the email subject line.

JNR59 – DIGITAL ART: PREP – GRADE 4

JNR60 – DIGITAL ART: GRADE 5 & 6

SECONDARY

Emerging Technologies

Use an emerging technology such as 3D printing, laser/vinyl cutting or computer numerical control technology to produce an original design object. Drawings, designs and/or description setting out the intention of the object, must accompany the model or exhibit. Not to exceed 25cm in any direction.

JNR61 – EMERGING TECHNOLOGIES YEAR 7 & 8

JNR62 – EMERGING TECHNOLOGIES YEAR 9–12

JNR63 – DESIGN AND TECHNOLOGY COLOUR CHALLENGE YEAR 7–12

Create an object with practical use, in various shades of red.

Digital Art

Submit as a digital piece via email, or printed piece. Can include digital painting, illustration, 3D renderings and other forms of visual expression or combinations that are created entirely within digital software. Please send online link or file share to artcraftcookery@melbourneroyal.com.au in preparation for judging. Include the artist's name per their entry and entry number in the email subject line.

JNR64 – DIGITAL ART YEAR 7 & 8

JNR65 – DIGITAL ART YEAR 9–12

TEXTILE DESIGN

JNR66S – BEST SCHOOLS AND YOUTH TEXTILE DESIGN

Eligible Classes: JNR67 – JNR77

PRIMARY

Casual, Formal Wear or Costume

JNR67 – CASUAL, FORMAL WEAR OR COSTUME PREP – GRADE 6

SECONDARY

Decorative Cushion or Household Product

Create a household product and include at least one decorative process, for example patchwork, appliqué or screen printing. Not to exceed 45cm x 45cm including trim.

JNR68 – DECORATIVE CUSHION OR HOUSEHOLD PRODUCT YEAR 7 & 8

JNR69 – DECORATIVE CUSHION OR HOUSEHOLD PRODUCT YEAR 9–12

Schools and Youth Competition

Textile Product



Create a textile product using either recycled or repurposed materials. Be innovative in your design and use of materials. Not to exceed 45cm in any direction.

JNR70 – TEXTILE PRODUCT YEAR 7 & 8

PRIZE: 1ST \$25 SUPPORTED BY HOME ECONOMICS VICTORIA

JNR71 – TEXTILE PRODUCT YEAR 9–12

PRIZE: 1ST \$25 SUPPORTED BY HOME ECONOMICS VICTORIA

Casual Wear

May include sleep wear.

JNR72 – CASUAL WEAR YEAR 7 & 8

JNR73 – CASUAL WEAR YEAR 9–12

Formal Wear Or Costume

JNR74 – FORMAL WEAR OR COSTUME YEAR 7 & 8

JNR75 – FORMAL WEAR OR COSTUME YEAR 9–12

Contemporary Fashion Accessory

Create a contemporary fashion accessory using material of any description. Examples of accessories include, but are not limited to, bags, jewellery, millinery or scarves. Item will be judged on creativity, innovation and wearability.

JNR76 – CONTEMPORARY FASHION ACCESSORY YEAR 7 & 8

JNR77 – CONTEMPORARY FASHION ACCESSORY YEAR 9–12

TOY MAKING

JNR78S – BEST SCHOOLS AND YOUTH TOY MAKING

Eligible Classes: JNR79 – JNR82

PRIMARY

Soft Toy

Create a soft toy suitable for a young child. Toy will need to be safe and age appropriate. Any medium. Not to exceed 40cm in any direction.

JNR79 – SOFT TOY PREP – GRADE 6

JNR80 – DRESS UP CHALLENGE PREP – GRADE 6

Design and make an outfit for a doll or teddy. Doll or Teddy can be purchased but outfit and accessories must be hand made. Doll or Teddy not to exceed 40cm in any direction

SECONDARY

Soft Toy

Create a soft toy suitable for a young child. Toy will need to be safe and age appropriate. Any medium. Not to exceed 40cm in any direction.

JNR81 – SOFT TOY YEAR 7–12

JNR82 – DRESS UP CHALLENGE YEAR 7–12

Design and make an outfit for a doll or teddy. Doll or Teddy can be purchased but outfit and accessories must be hand made. Doll or Teddy not to exceed 40cm in any direction

Schools and Youth Competition

WOODCRAFT **NEW!**

JNR83S – BEST SCHOOLS AND YOUTH WOODCRAFT

Eligible Classes: JNR84, JNR85

SECONDARY

Woodcraft

Create an article of woodcraft. Entries will be judged on creativity, quality of construction, accuracy, and overall presentation.

JNR84 – WOODCRAFT YEAR 7 & 8

JNR85 – WOODCRAFT YEAR 9–12

COOKERY

JNR86S – BEST IN SHOW SCHOOLS AND YOUTH COOKERY

Eligible Classes: JNR87 – JNR107

PRIMARY

Anzac Biscuits



Batch of four (4). Using traditional recipe.

JNR87 – ANZAC BISCUITS PREP – GRADE 4

PRIZE: 1ST \$25 SUPPORTED BY HOME ECONOMICS VICTORIA

JNR88 – ANZAC BISCUITS GRADE 5 & 6

PRIZE: 1ST \$25 SUPPORTED BY HOME ECONOMICS VICTORIA

Gingerbread Person

Batch of two (2). Decorated. Not to exceed 15cm. May be submitted by an individual or pair of students in the same year level.

JNR89 – GINGERBREAD PERSON PREP – GRADE 2

JNR90 – GINGERBREAD PERSON GRADE 3 & 4

JNR91 – GINGERBREAD PERSON GRADE 5 & 6

Scones **NEW!**



Batch of four (4). Approximately 5-6cm each. Judged on texture, flavour and consistency.

JNR92 – SCONES – PREP – GRADE 6

PRIZE: 1ST \$25 SUPPORTED BY HOME ECONOMICS VICTORIA

Wholemeal or Wholegrain Bread Loaf



One wholemeal or wholegrain loaf of bread using a leavening agent such as yeast or sourdough starter.

JNR93 – WHOLEMEAL OR WHOLEGRAIN BREAD LOAF PREP – GRADE 6

PRIZE: 1ST \$25 SUPPORTED BY HOME ECONOMICS VICTORIA

Schools and Youth Competition

Protein/Bliss Balls

Batch of four (4) protein/bliss balls using at least one (1) fruit and/or nut, one (1) seed and minimal use of sweetener. Should be approximately 3-4 cm in diameter and suitable to be placed in a child's lunchbox. Ingredients must be stated on exhibit ticket.

JNR94 – PROTEIN/BLISS BALLS PREP – GRADE 6

Granola



Create a baked granola using at least three (3) different wholegrains/seeds, at least two (2) dried fruits/nuts and minimal use of sweetener such as honey, maple/coconut syrup, agave nectar, etc. No added white, raw or brown sugar. Granola should be suitable for a healthy breakfast. Must be presented in glass jar and labelled with ingredients and flavour.

JNR95 – GRANOLA GRADE PREP – GRADE 6

PRIZE: 1ST \$25 SUPPORTED BY **HOME ECONOMICS VICTORIA**

SECONDARY

Wholegrain Loaf of Bread or Rolls

One (1) wholegrain loaf of bread or four (4) bread rolls using a leavening agent such as yeast or sourdough starter. Must include at least three different types of grains or seeds. Include label with ingredient list.

JNR96 – WHOLEGRAIN LOAF OF BREAD OR ROLLS YEAR 7-12

Decorated Focaccia

One homemade focaccia decorated using at least three different vegetables or herbs.

JNR97 – DECORATED FOCCACIA YEAR 7-12

Fruit Leather

NEW!

Batch of two (2). Using at least one type of fruit and one spice. Sweetener can be added if desired. Present two pieces, rolled or cut into strips about 2-3 cm wide. Include list of ingredients.

JNR98 – FRUIT LEATHER YEAR 7 & 8

JNR99 – FRUIT LEATHER YEAR 9-12

Gingerbread Person

Batch of two (2). Decorated. Not to exceed 15cm.

JNR100 – GINGERBREAD PERSON YEAR 7 & 8

JNR101 – GINGERBREAD PERSON YEAR 9-12

Granola

Create a baked granola using at least three (3) different wholegrains/seeds, at least two (2) dried fruits/nuts and minimal use of sweetener such as honey, maple/coconut syrup, agave nectar, etc. No added white, raw or brown sugar. Granola should be suitable for a healthy breakfast. Must be presented in glass jar and labelled with ingredients and flavour.

JNR102 – GRANOLA YEAR 7-12

Healthy Breakfast Muffin



Batch of four (4) muffins using at least two (2) vegetables, one (1) wholegrain and one (1) seed suitable to be placed in a child's lunchbox. Ingredients must be stated on exhibit ticket.

JNR103 – HEALTHY BREAKFAST MUFFIN YEAR 7-12

PRIZE: 1ST \$25 SUPPORTED BY **HOME ECONOMICS VICTORIA**

Schools and Youth Competition

Muesli Bar

NEW!



One (1) muesli bar. Using at least two different grains/cereals and a mix of colours from ingredients like dried fruit, seeds, and/or nuts. The muesli bar should be about 5–7 cm long and 2–3 cm wide. Ingredients must be stated on exhibit ticket.

JNR104 – MUESLI BAR YEAR 7 & 8

PRIZE: 1ST \$25 SUPPORTED BY HOME ECONOMICS VICTORIA

JNR105 – MUESLI BAR YEAR 9–12

PRIZE: 1ST \$25 SUPPORTED BY HOME ECONOMICS VICTORIA

Protein/Bliss Balls

Batch of four (4) protein/bliss balls using at least one (1) fruit and/or nut, one (1) seed and minimal use of sweetener. Should be approximately 3-4 cm in diameter and suitable to be placed in a child's lunchbox. Ingredients must be stated on exhibit ticket.

JNR106 – PROTEIN/BLISS BALLS YEAR 7–12

Red Biscuit Challenge

NEW!

Batch of four (4) original biscuits inspired by the colour red!

JNR107 – RED BISCUIT CHALLENGE YEAR 7–12

PRESERVES

JNR108S – BEST IN SHOW SCHOOLS AND YOUTH PRESERVES

Eligible Classes: JNR109 – JNR116

PRIMARY

Flavoured Vinegar

One (1) plain glass bottle, approximately 500mL of vinegar flavoured with herbs. Include label that specify ingredients used.

JNR109 – FLAVOURED VINEGAR PREP – GRADE 6

SECONDARY

Pickled Vegetables

One (1) bottle/jar containing 350g of pickled vegetables. Can be single vegetables or mixed vegetables. Include label with ingredients.

JNR110 – PICKLED VEGETABLES YEAR 7 & 8

JNR111 – PICKLED VEGETABLES YEAR 9–12

Spiced Fermented Vegetables

Including but not limited to curtido, kimchi and achar. Using a fermentation process, create one (1) plain glass bottle or jar with a minimum 350g. Use at least three (3) vegetables. Include label with ingredients.

JNR112 – SPICED FERMENTED VEGETABLES YEAR 7 & 8

JNR113 – SPICED FERMENTED VEGETABLES YEAR 9–12

Schools and Youth Competition

Spiced Chutney

One (1) bottle/jar containing 350g of spiced chutney that includes at least two (2) vegetables, one (1) fruit, one (1) herb, and one (1) spice. Include label of ingredients.

JNR114 – SPICED CHUTNEY YEAR 7 & 8

JNR115 – SPICED CHUTNEY YEAR 9–12

Other Preserve

One (1) bottle/jar containing 350g of any other preserve. Include label that specify ingredients used.

JNR116 – OTHER PRESERVE YEAR 7–12

DECORATED CAKES



Exhibits will be judged on creativity and appearance and therefore will not be tasted. Free-standing cakes must have a common base board, not exceeding 40cm in any direction. Elevated tiers must not overlap the base board. No wires must penetrate icing or cake. Ribbon, tulle, wire, non-synthetic stamens, edible colouring, edible glitter (minimum amount), cachous, piping gel, coconut, posy picks and manufactured pillars may be used. Raffia and cord are permitted in presentation. No manufactured ornaments, diamantes, dry gyp, lace or inedible glitter allowed.

JNR117S – BEST IN SHOW SCHOOLS AND YOUTH DECORATED CAKE

Eligible Classes: JNR118 – JNR123

PRIZE: 1ST GIFT VOUCHER VALUE \$100 SUPPORTED BY MY DREAM CAKE

PRIMARY

Decorated Cake

Dummy cakes are permitted if the same shape can be constructed in cake.

JNR118 – DECORATED CAKE PREP – GRADE 6

Decorated Cup Cakes

Batch of four (4). Decorated, with decorations suitable to size of cake. Baked and presented in paper/foil cases and placed on a disposable cake board or plate. Cake must be made by exhibitor.

JNR119 – DECORATED CUP CAKES PREP – GRADE 6

SECONDARY

Decorated Cake

Dummy cakes are permitted if the same shape can be constructed in cake.

JNR120 – DECORATED CAKE YEAR 7 & 8

JNR121 – DECORATED CAKE YEAR 9–12

Decorated Cup Cakes

Batch of four (4). Decorated, with decorations suitable to size of cake. Baked and presented in paper/foil cases. Cake must be made by exhibitor.

JNR122 – DECORATED CUP CAKES YEAR 7–8

JNR123 – DECORATED CUP CAKES YEAR 9–12

Schools and Youth Competition

SCHOOLS AND YOUTH WITH DISABILITIES

Melbourne Royal encourages disability pride and offers the option to print maker's disabilities along with their entry on display at the Melbourne Royal Show if they choose.

JNR124S – BEST IN SHOW SCHOOLS AND YOUTH WITH DISABILITY

Eligible Classes: JNR125 – JNR130

PRIMARY

2D Artwork

Painting, drawing, printmaking or collage. Figurative, landscape, still life or abstract. Max. A4. No mounts.

JNR125 – 2D ARTWORK PREP – GRADE 6

Get Crafty

Any miscellaneous craft article. For example: knitting, embroidery, textiles, toys, emerging technologies etc. Not to exceed 40cm in any direction.

JNR126 – GET CRAFTY PREP – GRADE 6

Decorated Cup Cakes

Exhibits will be judged on creativity and appearance and therefore will not be tasted. Batch of four (4). Decorated, with decorations suitable to size of cake. Baked and presented in paper/foil cases and placed on a disposable cake board or plate. Cake must be made by exhibitor.

JNR127 – DECORATED CUP CAKES PREP – GRADE 6

SECONDARY

2D Artwork

Painting, drawing, printmaking or collage. Figurative, landscape, still life or abstract. Max. A4. No mounts.

JNR128 – 2D ARTWORK YEAR 7-12

Get Crafty

Any miscellaneous craft article. For example: knitting, embroidery, textiles, toys, emerging technologies etc. Not to exceed 40cm in any direction.

JNR129 – GET CRAFTY YEAR 7-12

Decorated Cup Cakes

Exhibits will be judged on creativity and appearance and therefore will not be tasted. Batch of four (4). Decorated, with decorations suitable to size of cake. Baked and presented in paper/foil cases and placed on a disposable cake board or plate. Cake must be made by exhibitor.

JNR130 – DECORATED CUP CAKES YEAR 7-12

Victorian Agricultural Shows (VAS) Ltd

State Final

The Victorian Agricultural Shows (VAS) competitions celebrate the best of Victoria's creativity, skill, and dedication. These competitions represent the pinnacle of achievement for exhibitors, requiring excellence to qualify at local and regional shows before competing at the state level. For participants, it's an opportunity to showcase their talents on a larger stage, with entries judged by industry experts who uphold the highest standards.

Exhibitors in the VAS State Final are the very best in their fields, having earned their place through hard work and determination. This competition recognises not only individual excellence but also the importance of local and regional shows in fostering talent across our communities.

For more information about VAS and the wide range of competitions and events they support, visit Victorian Agricultural Shows Ltd.

Entry is restricted to VAS regional winners only.

Exhibits must comply with the regulations set out in the VAS competition guidelines found online at vicagshows.com.au

VAS1 – VAS LTD STATE FINAL PHOTOGRAPHY

PRIZE: 1ST VAS LTD PLAQUE SUPPORTED BY **VICTORIAN AGRICULTURAL SHOWS LTD**

VAS2 – VAS LTD STATE FINAL JUNIOR PHOTOGRAPHY

PRIZE: 1ST VAS LTD PLAQUE SUPPORTED BY **VICTORIAN AGRICULTURAL SHOWS LTD**

VAS3 – VAS LTD STATE FINAL CROCHET

PRIZE: 1ST VAS LTD PLAQUE SUPPORTED BY **VICTORIAN AGRICULTURAL SHOWS LTD**

VAS4 – VAS LTD STATE FINAL EMBROIDERY

PRIZE: 1ST VAS LTD PLAQUE SUPPORTED BY **VICTORIAN AGRICULTURAL SHOWS LTD**

VAS5 – VAS LTD STATE FINAL KNITTING

PRIZE: 1ST VAS LTD PLAQUE SUPPORTED BY **VICTORIAN AGRICULTURAL SHOWS LTD**

VAS6 – VAS LTD STATE FINAL PATCHWORK

PRIZE: 1ST VAS LTD PLAQUE SUPPORTED BY **VICTORIAN AGRICULTURAL SHOWS LTD**

VAS7 – VAS LTD STATE FINAL SEWING

PRIZE: 1ST VAS LTD PLAQUE SUPPORTED BY **VICTORIAN AGRICULTURAL SHOWS LTD**

VAS8 – VAS LTD STATE FINAL CROSS STITCH

PRIZE: 1ST VAS LTD PLAQUE SUPPORTED BY **VICTORIAN AGRICULTURAL SHOWS LTD**

VAS9 – VAS LTD STATE FINAL RICH FRUIT CAKE

PRIZE: 1ST VAS LTD PLAQUE SUPPORTED BY **VICTORIAN AGRICULTURAL SHOWS LTD**

VAS10 – VAS LTD STATE FINAL JUNIOR BOILED FRUIT CAKE

PRIZE: 1ST VAS LTD PLAQUE SUPPORTED BY **VICTORIAN AGRICULTURAL SHOWS LTD**

Melbourne Royal Art, Craft & Cookery Competition

Schedule 2026

Melbourne Royal® is a registered trademark of
The Royal Agricultural Society of Victoria Limited

ABN 66 006 728 785

ACN 006 728 785

Melbourne Showgrounds

Epsom Road, Ascot Vale 3032

www.melbournroyal.com.au

List of Office Bearers

As at 28/10/25

Patron

Her Excellency Professor the Honourable
Margaret Gardner AC – Governor of Victoria

Board of Directors

Matthew Coleman (President)
Kate O’Sullivan (Vice President)
Dr Catherine Ainsworth
Jane Brook
Darrin Grimsey
Dr Peter Hertan
Robert Millar
Tina Savona

Chief Executive Officer

Brad Jenkins

Company Secretary

Darryl Ferris

Committee

Malcolm Sanders OAM (Chair)
Pam Mawson OAM (Vice Chair)
Annette Fitton
Christina Despoteris OAM
Christine Warren
Christina Spurrell
Katrina Wheaton-Penniall
Leanne Compton
Merrilyn Laws
Ramona Barry
Susan Campbell-Wright (Chief Steward)

Competition Contact

artcraftcookery@melbournroyal.com.au



Become a member today and save up to 35% on your entry fees!



Become a Melbourne Royal member in 2026 for exclusive member discounts on your entry fees and enjoy up to 11 days free entry to the Melbourne Royal Show, which includes access to member dining areas, free guest passes, discounted parking and more.

**To join today visit melbourneroyal.com.au
or call 03 9281 7444**





**MELBOURNE
ROYAL**
ART, CRAFT & COOKERY
COMPETITION



For more than 175 years, Melbourne Royal has been inspiring excellence in agriculture and food production.

In this pursuit of excellence, Melbourne Royal conducts a range of world-class agricultural and leisure events throughout the year.

For more information, visit melbourneroyal.com.au

Contact us

+61 3 9281 7444
info@melbourneroyal.com.au
melbourneroyal.com.au



ArtCraftandCookery
artcraftcookery